

Acriche Series

Technical Datasheet for 2W



Acriche series is designed for AC source operation and high flux output applications.

Acriche is a semi-permanent and environmental Friendly semiconductor lighting that can be used in AC without additional device.

Acriche's thermal management perform exceeds other power LED solutions.

It incorporates state of the art SMD design and Thermal emission material.

Acriche is ideal light sources for general illumination Applications.

Features

- Connect directly in AC
- Power Saving
- Long Life Time
- Simple BOM
- Miniaturization
- Low thermal resistance
- SMT solderability
- Lead Free product
- RoHS compliant

Application

- Architectural lighting
- Task lighting
- Decorative / Pathway lighting
- Household appliances

Part number of Acriche Series

Part Number form : A X₁ X₂ X₃ X₄ X₅

1. Part Number

X ₁	Color
W	Pure White
N	Warm White

X ₂	Acriche Series
1	A1
2	A2

X ₃	LENS Type
0	Flat Type
2	Dome Type
3	Side Type

X ₄	Operating Voltage [V]
0	100
1	110
2	220
3	230

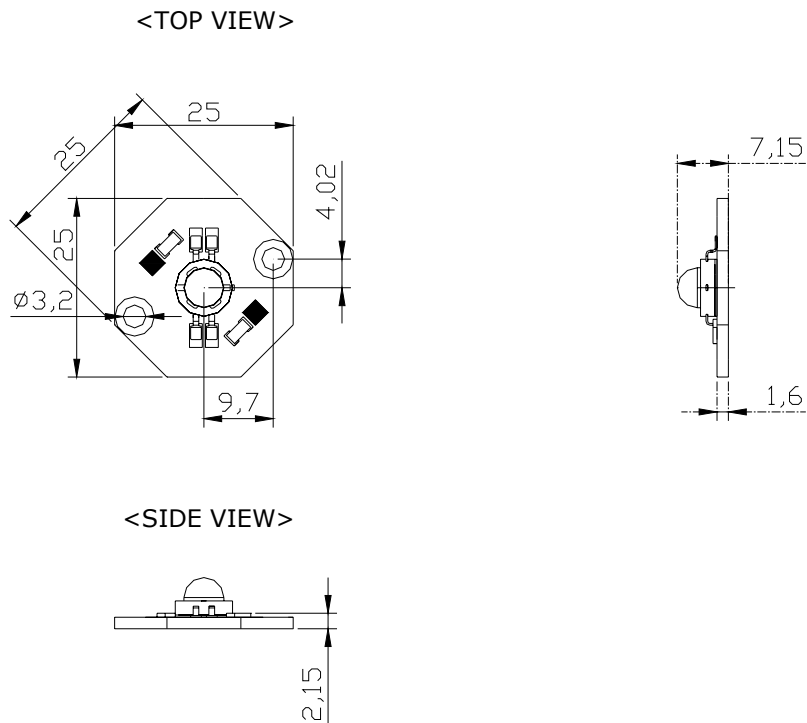
X ₅	Pcb Type
1	4W SPECIALIST
2	4W Connector
3	8W Connector
4	2W

2. Part Number of 2W

Part number	Operating voltage	Operating current
AX2204	100V [RMS]	20 mA[RMS]
AX2214	110V [RMS]	20 mA[RMS]

Outline Dimensions

1. AX2204, AX2214



Notes :

1. All dimensions are in millimeters.
2. Scale : none
3. This drawing without tolerances are for reference only
4. Slug of package isn't connected to anode or cathode

Characteristics for Acriche

1. Pure white–AW2204, AW2214

1-1 Electro-Optical characteristics at 100V/110V RMS, $T_A=25^{\circ}\text{C}$

Parameter	Symbol	Value			Unit
		Min	Typ	Max	
Luminous Flux ^[1]	Φ_V ^[2]	-	80	-	lm
Illuminance ^[3]	Φ_l		91		lx
Correlated Color Temperature ^[4]	CCT	-	6500	-	K
CRI	R_a	-	70	-	-
Operating Current	I_{opt}	-	20	-	mA[RMS]
Power Dissipation	P_D	2			W
Operating Frequency	Freq	50 / 60			Hz
View Angle	2θ 1/2	110			deg.

1-2 Absolute Maximum Ratings

Parameter	Symbol	Value	Unit
Operating Voltage	V_{opt} ^[5]	115/127	V [RMS]
Power Dissipation	P_D	4.3	W
Junction Temperature	T_j	125	$^{\circ}\text{C}$
Operating Temperature	T_{opr}	-30 ~ +85	$^{\circ}\text{C}$
Storage Temperature	T_{stg}	-40 ~ +120	$^{\circ}\text{C}$
ESD Sensitivity	-	$\pm 2,000\text{V}$ HBM	-

*Notes :

- [1] Acriche series maintains a tolerance of $\pm 10\%$ on flux and power measurements.
- [2] Φ_V is the total luminous flux output as measured with an integrated sphere.
- [3] Illuminance is measured at 50cm distance
- [4] Correlated Color Temperature is derived from the CIE 1931 Chromaticity diagram.
CCT $\pm 5\%$ tester tolerance
- [5] 'Operating Voltage' doesn't indicate the maximum voltage which customers use, but it means tolerable voltage according to the voltage variation rate by one's country.
It is recommended that the temperature of lead frame should be below 70°C .



Characteristics for Acriche

2. Warm white-AN2204, AN2214

2-1 Electro-Optical characteristics at 100V/110V RMS, $T_A=25^{\circ}\text{C}$

Parameter	Symbol	Value			Unit
		Min	Typ	Max	
Luminous Flux ^[1]	Φ_V ^[2]	-	65	-	lm
Illuminance ^[3]	Φ_l		73		lx
Correlated Color Temperature ^[4]	CCT	-	3000	-	K
CRI	R_a	-	70	-	-
Operating Current	I_{opt}	-	20	-	mA[RMS]
Power Dissipation	P_D	2			W
Operating Frequency	Freq	50 / 60			Hz
View Angle	2θ 1/2	110			deg.

2-2 Absolute Maximum Ratings

Parameter	Symbol	Value	Unit
Operating Voltage	V_{opt} ^[5]	115/127	V [RMS]
Power Dissipation	P_D	4.3	W
Junction Temperature	T_j	125	$^{\circ}\text{C}$
Operating Temperature	T_{opr}	-30 ~ +85	$^{\circ}\text{C}$
Storage Temperature	T_{stg}	-40 ~ +120	$^{\circ}\text{C}$
ESD Sensitivity	-	$\pm 2,000\text{V}$ HBM	-

*Notes :

- [1] Acriche series maintains a tolerance of $\pm 10\%$ on flux and power measurements.
- [2] Φ_V is the total luminous flux output as measured with an integrated sphere.
- [3] Illuminance is measured at 50cm distance
- [4] Correlated Color Temperature is derived from the CIE 1931 Chromaticity diagram.
CCT $\pm 5\%$ tester tolerance
- [5] 'Operating Voltage' doesn't indicate the maximum voltage which customers use, but it means tolerable voltage according to the voltage variation rate by one's country.
It is recommended that the temperature of lead frame should be below 70°C .

Characteristics for Acriche

3. Warm white(CRI80)–AN2204, AN2214

3-1 Electro-Optical characteristics at 100V/110V RMS, $T_A=25^{\circ}\text{C}$

Parameter	Symbol	Value			Unit
		Min	Typ	Max	
Luminous Flux ^[1]	Φ_V ^[2]	-	55	-	lm
Illuminance ^[3]	Φ_l		62		lx
Correlated Color Temperature ^[4]	CCT	-	3000	-	K
CRI	R_a	-	80	-	-
Operating Current	I_{opt}	-	20	-	mA[RMS]
Power Dissipation	P_D	2			W
Operating Frequency	Freq	50 / 60			Hz
View Angle	2θ 1/2	110			deg.

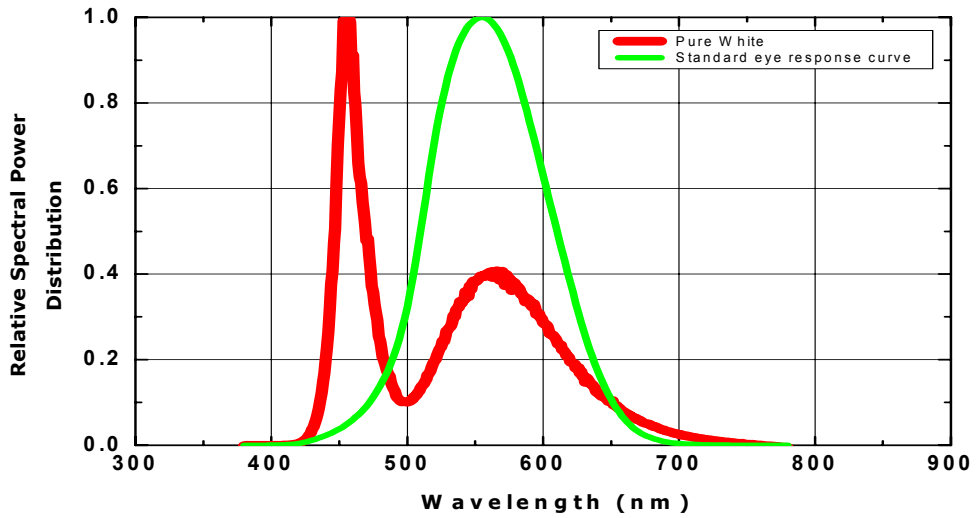
3-2 Absolute Maximum Ratings

Parameter	Symbol	Value	Unit
Operating Voltage	V_{opt} ^[5]	115/127	V [RMS]
Power Dissipation	P_D	4.3	W
Junction Temperature	T_j	125	$^{\circ}\text{C}$
Operating Temperature	T_{opr}	-30 ~ +85	$^{\circ}\text{C}$
Storage Temperature	T_{stg}	-40 ~ +120	$^{\circ}\text{C}$
ESD Sensitivity	-	$\pm 2,000\text{V}$ HBM	-

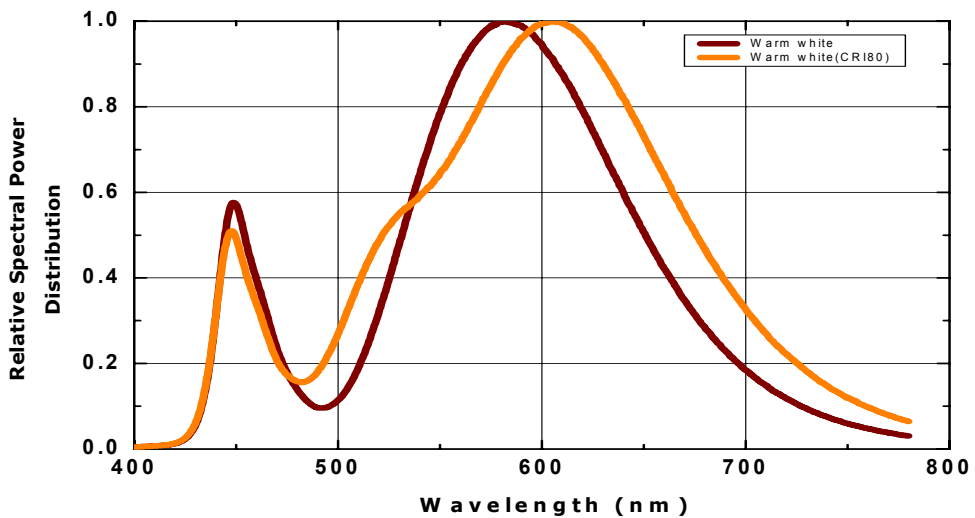
*Notes :

- [1] Acriche series maintains a tolerance of $\pm 10\%$ on flux and power measurements.
- [2] Φ_V is the total luminous flux output as measured with an integrated sphere.
- [3] Illuminance is measured at 50cm distance
- [4] Correlated Color Temperature is derived from the CIE 1931 Chromaticity diagram.
CCT $\pm 5\%$ tester tolerance
- [5] 'Operating Voltage' doesn't indicate the maximum voltage which customers use, but it means tolerable voltage according to the voltage variation rate by one's country.
It is recommended that the temperature of lead frame should be below 70°C .

1. Pure White

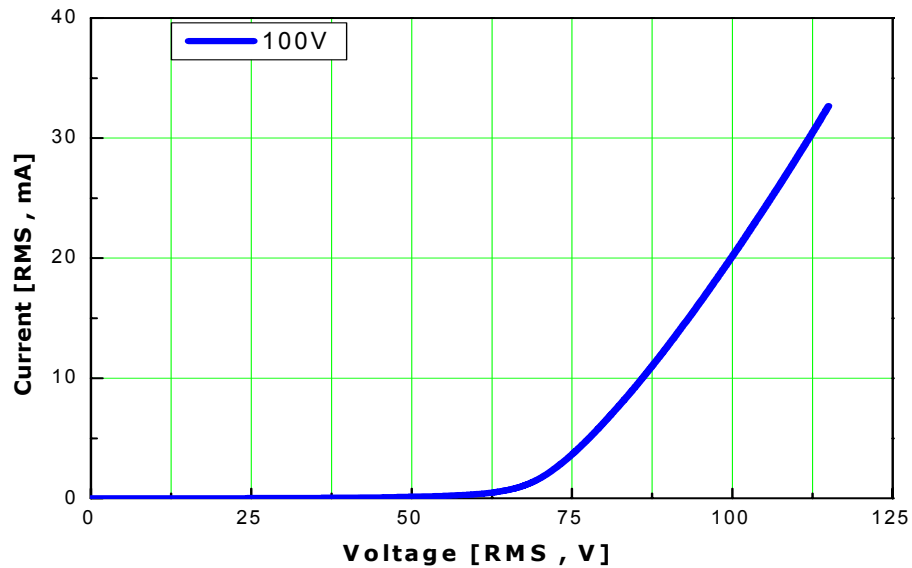


2. Warm white

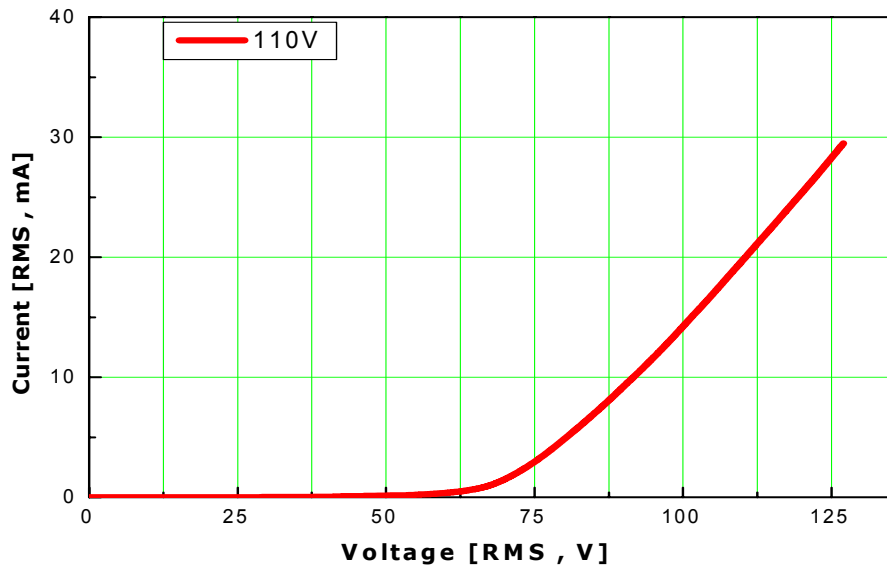


Electrical Characteristics

1-1. Current[RMS] vs Voltage[RMS] $T_A=25^\circ\text{C}$ - 100V

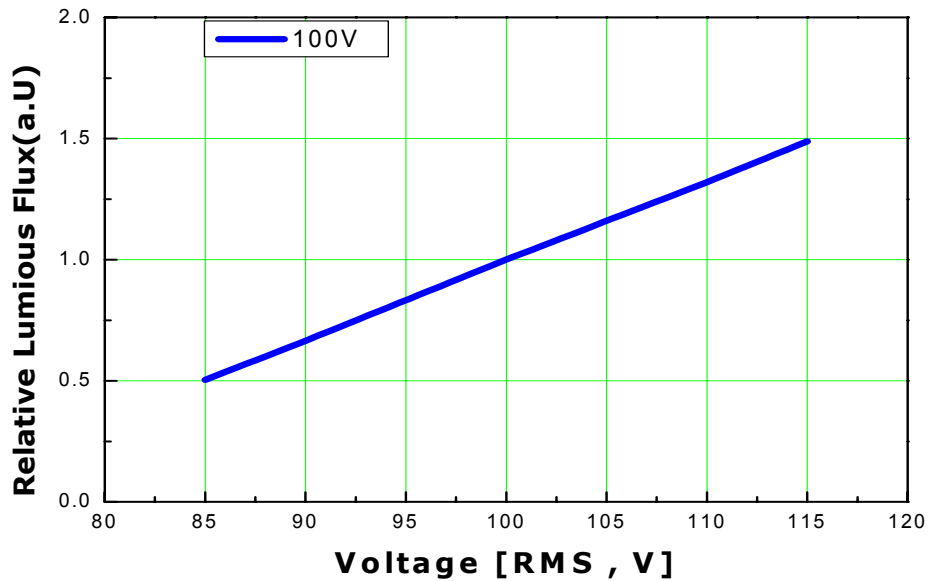


1-2. Current[RMS] vs Voltage[RMS] $T_A=25^\circ\text{C}$ - 110V

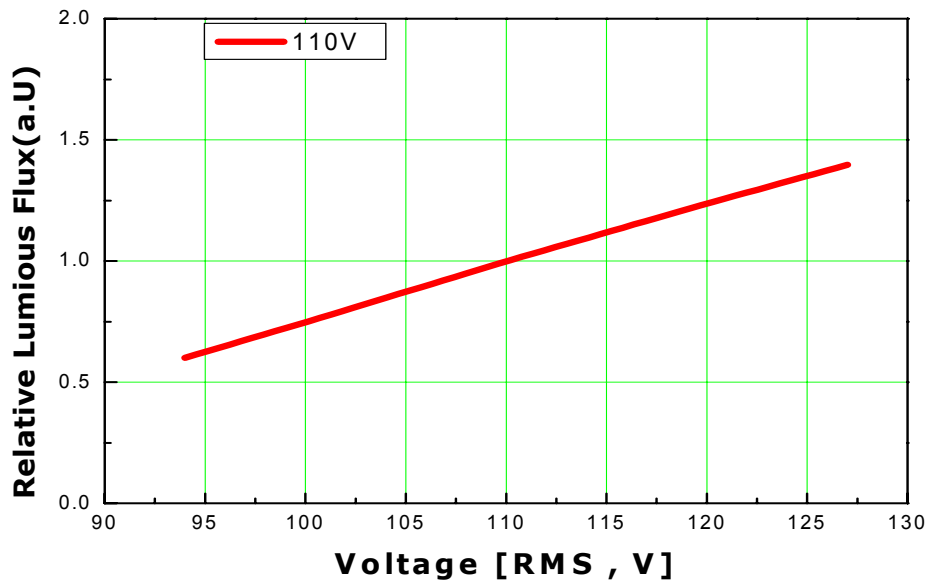


Electrical Characteristics

2-1. Voltage[RMS] vs. Normalized Relative Luminous Flux, $T_A=25^{\circ}\text{C}$ -100V

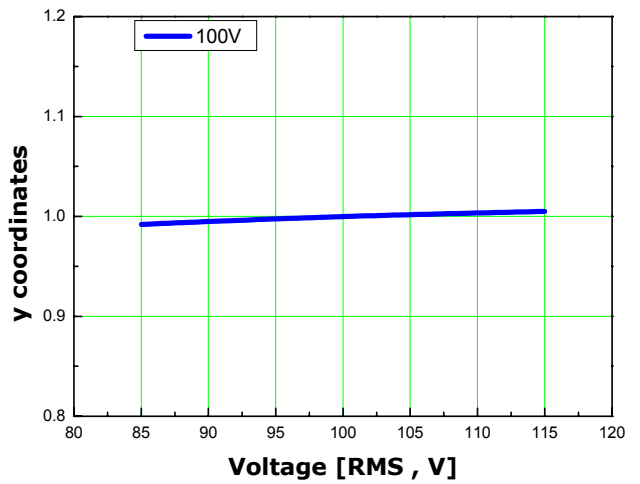
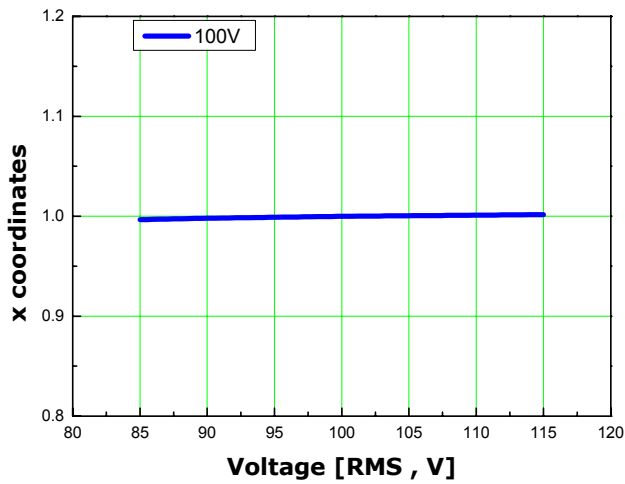


2-2. Voltage[RMS] vs. Normalized Relative Luminous Flux, $T_A=25^{\circ}\text{C}$ -110V

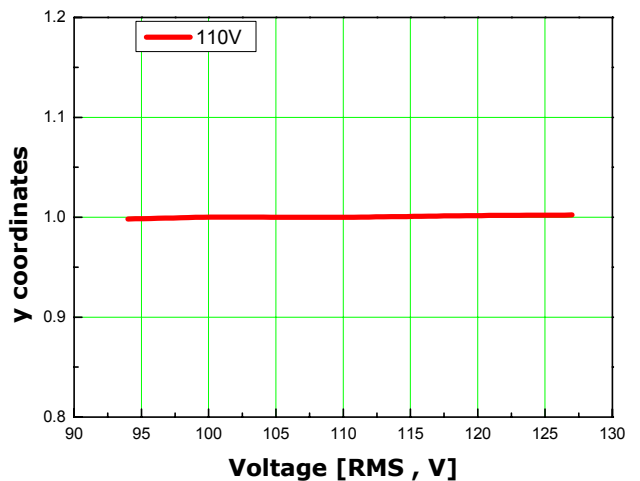
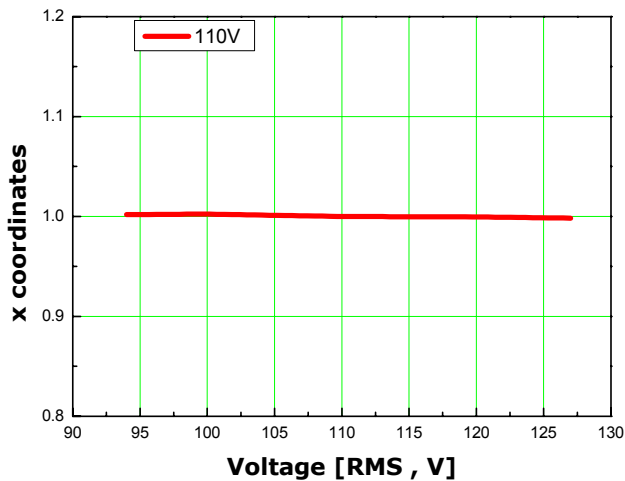


Electrical Characteristics

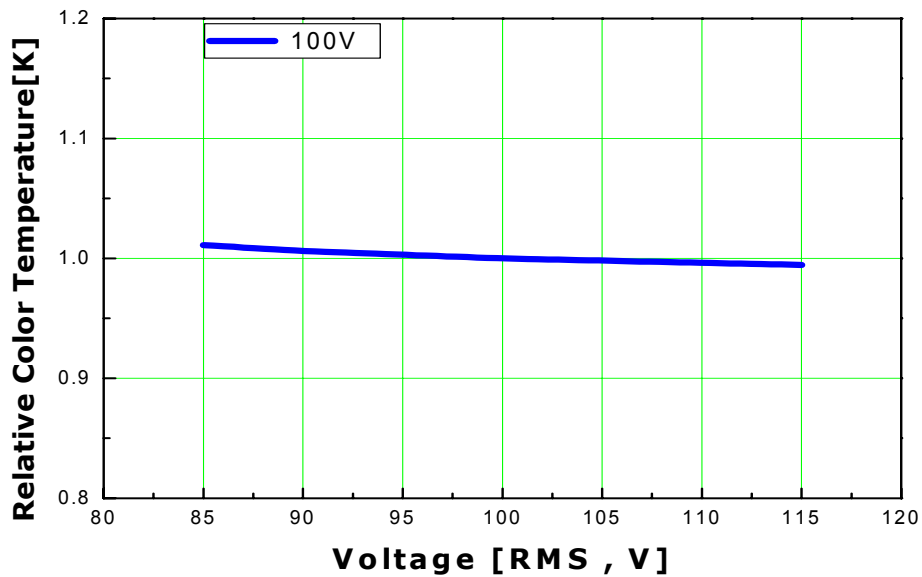
3-1. Voltage[RMS] vs. XY Coordinate Shift, $T_A=25^\circ\text{C}$ -100V



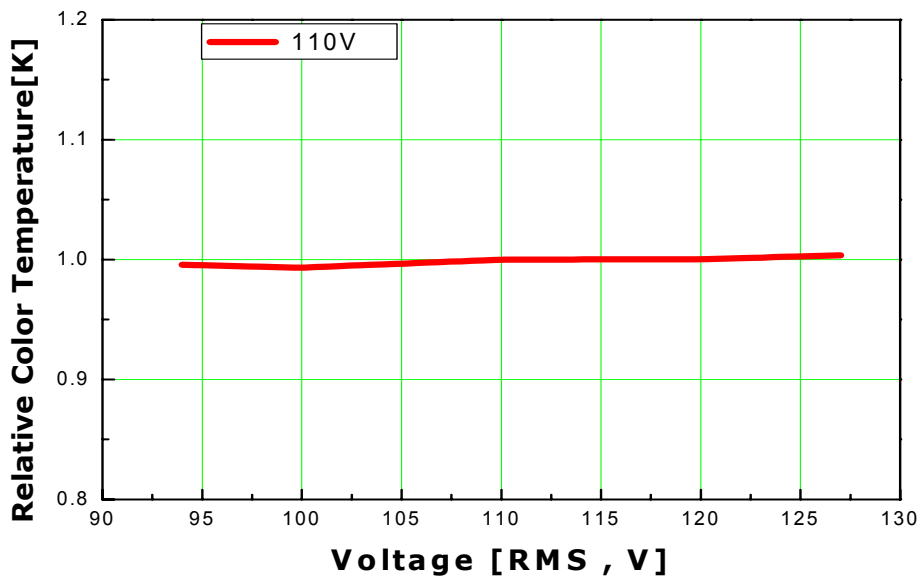
3-2. Voltage[RMS] vs. XY Coordinate Shift, $T_A=25^\circ\text{C}$ -110V



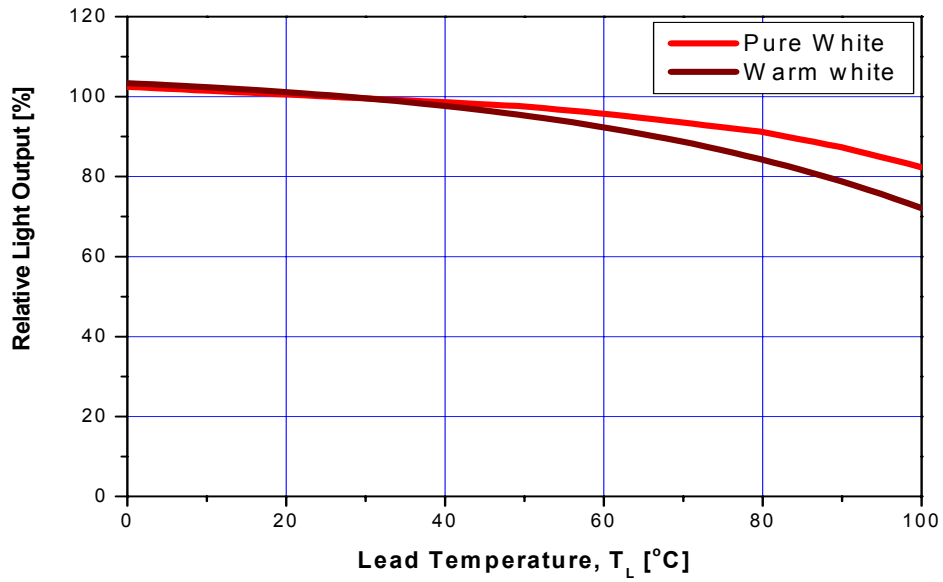
4-1. Voltage[RMS] vs. Color Temperature Shift, $T_A=25^{\circ}\text{C} -100\text{V}$



4-2. Voltage[RMS] vs. Color Temperature Shift, $T_A=25^{\circ}\text{C} -100\text{V}$

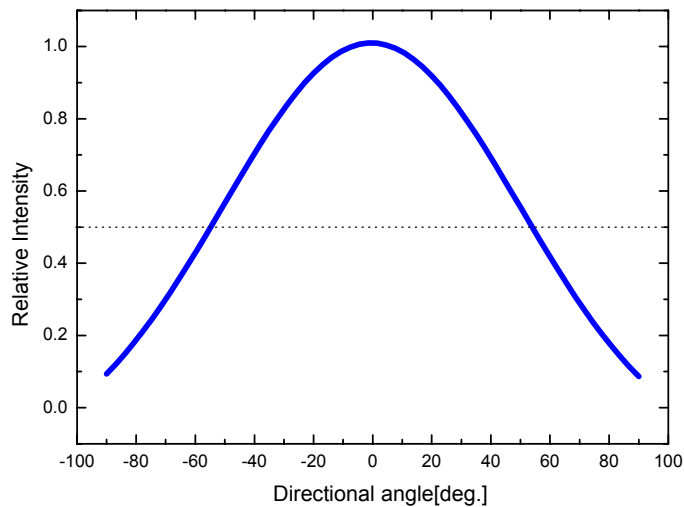


Light Output Characteristics

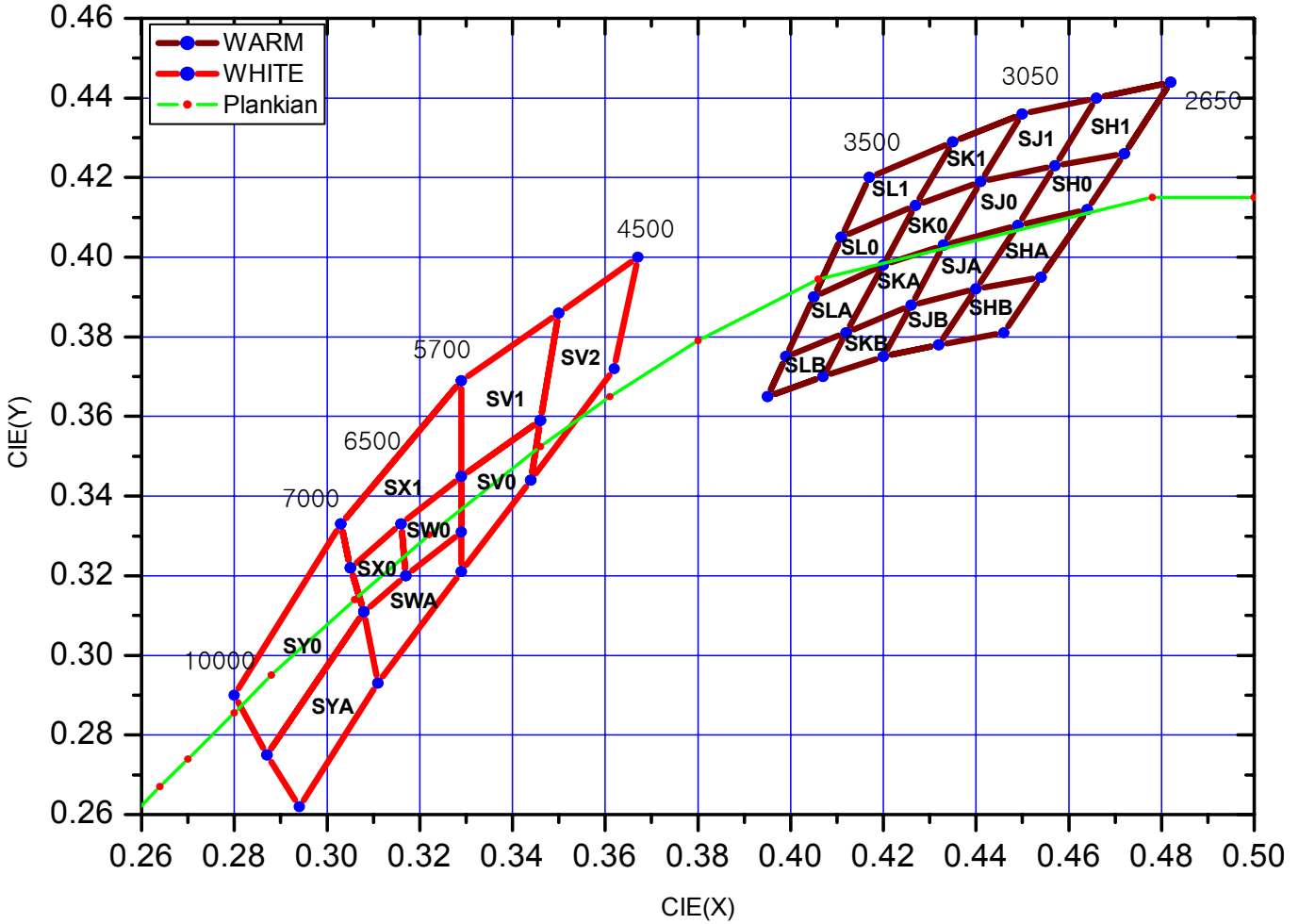


Typical Dome Type Radiation pattern

1. Pure White, Warm White



Acriche Binning structure graphical representation



Precaution for use

Acriche series run on high voltage such as 110 V or 220 V.

- Please don't touch the PCB surface, which has built-in terminals and chips, with your hands or metals, while Acriche series is running..
- Please don't add or change wires,while Acriche series is running.

Handling of Silicone resin LEDs

Acriche series is encapsulated by silicone resin for the highest flux efficiency.

Notes for handling of Silicone resin Acriche series

- Avoid touching silicone resin parts especially by sharp tools such as Pincette(Tweezers)
- Avoid leaving fingerprints on silicone resin parts.
- Dust sensitivity silicone resin need containers having cover for storage.
- When populating boards in SMT production, there are basically no restrictions regarding the form of the pick and place nozzle, except that mechanical pressure on the surface of the resin must be prevent.
- Please do not force over 2000 gf impact or pressure diagonally on the silicon lens. It will cause fatal damage of this product
- Please do not recommend to cover the silicone resin of the Acriche series with other resin (epoxy, urethane, etc)

JAPAN

•Tokyo
1-11-15, Shinjuku, Shinjuku-ku, Gyoemmae
Sunrise BLD.3F, Tokyo, 160-0022, Japan
Tel:81-3-5360-7620~1
Fax : 81-3-5360-7622
E-mail : makers27@seoulsemicon.com

•Nagoya
#203 Brown House 5-11, 1Cho-me, Chiyoda,
Naka-ku, Nagoya-city, 460-0012, Japan
Tel : 81-52-251-1861
Fax : 81-52-251-1861
E-mail : yocho@seoul-semicon.co.kr

AMERICA

•Los Angeles
Seoul Semiconductor, Inc. 18411 Crenshaw Blvd.
#212 Torrance, CA 90504
Tel : 1-310-324-7151
Fax : 1-678-550-8374
E-mail : karl@seoulsemicon.com

•Detroit
3290 W.Big Beaver Rd. Suite #120 Troy MI.48084
Tel : 1-248-649-5381
Fax : 1-248-649-5541
E-mail charlie@seoulsemicon.com

•New Jersey
Tel : 1-617-869-6779
Fax : 1-201-585-1711
E-mail : pcj77@seoul-semicon.co.kr

•Atlanta
Tel : 1-201-956-3609
Fax : 1-201-632-4807
E-mail : jason@seoul-semicon.co.kr

EUROPE

•-GERMAN GmbH
Seoul Semiconductor GmbH Am
Rathaus 14 90522 Oberasbach, Germany
Tel : 49-911999-5860
Fax : 49-911999-5865
E-mail : info@seoul-semicon.de

•Hamburg(Northern Europe)
Roedingshof 3.05 Roedingsmarkt39 20459
Hamburg Germany
Tel : 49-40-8901-9338
Fax : 49-40-3680-9896
E-mail : andrew@seoulsemicon.com

•France
SSC France Liaison Office, 10place de la
souche 91310 Montlhery
Tel : 33-1-6980-9229
Fax : 33-1-6980-9229
E-mail : italia@seoulsemicon.it

•Italy Milan(Southern Europe)
Seoul Semiconductor Co., Ltd. Italy Office
Via Bergamo, 39 23807 Merate(LC) Italy
Tel : 39-039-599-503
Fax : 39-039-598-4930
E-mail : italia@seoulsemicon.it

•Poland
Seoul Semiconductor Co., Ltd. Poland Office
Botewa Christo 4D/152 str. Warsaw 03-127,
Poland
Tel. : +48-22-498-75-10
Fax. : +48-22-435-51-44
E-mail : krzysztof@seoulsemicon.pl

•Spain
Seoul Semiconductor Co., Ltd. Spain Office
C / Mar Cantabrico 139
28860 Paracuellos del Jarama Madrid – Spain
Tel. : +34 91 268 76 94
Fax. : +34 91 268 76 94
E-mail : sergio@seoulsemicon.es

India

NewDelhi
Apeejay Techno Park BII-41, Mohan Co-op.Indl.
Estate, Mathura Road, New Delhi-110044, India
Tel : 91-99-7199-1788
Fax : 91-11-2989-3764
E-mail : jlee@seoulsemicon.com

China

•Shanghai
Rm. A208, No. 2633 Yan'an(W) Road, Shanghai,
China
Tel : 86-21-3223-0032
Fax : 86-21-6208-5754
E-mail : akekak@seoulsemicon.co.kr

•Shenzhen

Unit 1401-1402, West Wing, Qiushi Building, No. 8,
Zizhu Seven Street, Zhuzilin, Shenzhen, China
Tel : 86-755-8204-2307
Fax : 86-755-8204-7531
E-mail : kevinkim@seoulsemicon.co.kr

Asia

Taiwan
9F-2, No.103, Nanchang Rd.2, Taipei, Taiwan.
(GuTing Subway)
Tel : 886-2-2368-6367
Fax : 886-2-2363-0355
E-mail : peter@seoul-semicon.co.kr

HEAD OFFICE

Seoul Semiconductor Co., Ltd. 148-29,
Gasam-dong, Geumcheon-gu, Seoul, Korea
Tel : 82-2-2106-7322
Fax : 82-2-858-5537
E-mail : sscsale@seoulsemicon.com



Product Service

CERTIFICATE
No. B 07 10 64846 002

Model(s): **AX2200**

Parameters:
Rated input voltage: 100-120 V
Rated frequency: 50/60 Hz
Rated input power: 2 W

Tested according to:
EN 61347-1:2001
EN 61347-2-13:2006

Production Facility(ies): 64846