

SONGLE RELAY

	<p>RELAY ISO9002</p>	<p>SRD</p>
---	----------------------	-------------------



1. MAIN FEATURES

- Switching capacity available by 10A in spite of small size design for highdensity P.C. board mounting technique.
- UL,CUL,TUV recognized.
- Selection of plastic material for high temperature and better chemical solution performance.
- Sealed types available.
- Simple relay magnetic circuit to meet low cost of mass production.

2. APPLICATIONS

- Domestic appliance, office machine, audio, equipment, automobile, etc.
(Remote control TV receiver, monitor display, audio equipment high rushing current use application.)

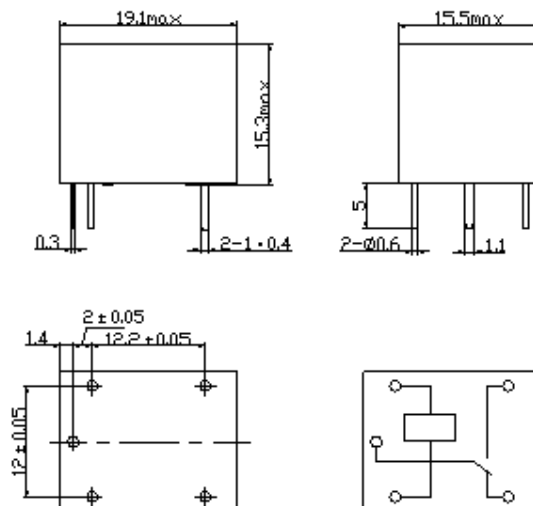
3. ORDERING INFORMATION

SRD	XX VDC	S	L	C
Model of relay	Nominal coil voltage	Structure	Coil sensitivity	Contact form
SRD	03、05、06、09、12、24、48VDC	S:Sealed type	L:0.36W	A:1 form A
		F:Flux free type	D:0.45W	B:1 form B C:1 form C

4. RATING

CCC	FILE NUMBER:CH0052885-2000	7A/240VDC
CCC	FILE NUMBER:CH0036746-99	10A/250VDC
UL/CUL	FILE NUMBER: E167996	10A/125VAC 28VDC
TUV	FILE NUMBER: R9933789	10A/240VAC 28VDC

5. DIMENSION (unit:mm) DRILLING (unit:mm) WIRING DIAGRAM



6. COIL DATA CHART (AT20°C)

Coil Sensitivity	Coil Voltage Code	Nominal Voltage (VDC)	Nominal Current (mA)	Coil Resistance (Ω $\pm 10\%$)	Power Consumption (W)	Pull-In Voltage (VDC)	Drop-Out Voltage (VDC)	Max-Allowable Voltage (VDC)
SRD (High Sensitivity)	03	03	120	25	abt. 0.36W	75%Max.	10% Min.	120%
	05	05	71.4	70				
	06	06	60	100				
	09	09	40	225				
	12	12	30	400				
	24	24	15	1600				
	48	48	7.5	6400				
SRD (Standard)	03	03	150	20	abt. 0.45W	75% Max.	10% Min.	110%
	05	05	89.3	55				
	06	06	75	80				
	09	09	50	180				
	12	12	37.5	320				
	24	24	18.7	1280				
	48	48	10	4500	abt. 0.51W			

7. CONTACT RATING

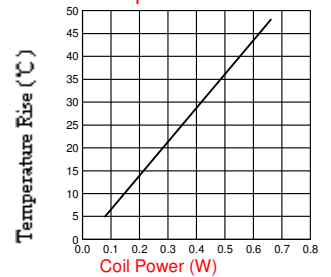
Item	Type	SRD	
		FORM C	FORM A
Contact Capacity Resistive Load ($\cos\Phi=1$)		7A 28VDC 10A 125VAC 7A 240VAC	10A 28VDC 10A 240VAC
Inductive Load ($\cos\Phi=0.4$ L/R=7msec)		3A 120VAC 3A 28VDC	5A 120VAC 5A 28VDC
Max. Allowable Voltage		250VAC/110VDC	250VAC/110VDC
Max. Allowable Power Force		800VAC/240W	1200VA/300W
Contact Material		AgCdO	AgCdO

8. PERFORMANCE (at initial value)

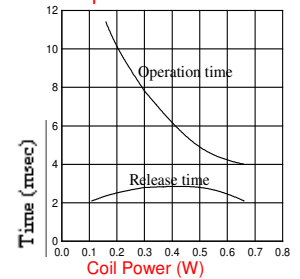
Item	Type	SRD
Contact Resistance		100m Ω Max.
Operation Time		10msec Max.
Release Time		5msec Max.
Dielectric Strength		
Between coil & contact		1500VAC 50/60HZ (1 minute)
Between contacts		1000VAC 50/60HZ (1 minute)
Insulation Resistance		100 M Ω Min. (500VDC)
Max. ON/OFF Switching		
Mechanically		300 operation/min
Electrically		30 operation/min
Ambient Temperature		-25°C to +70°C
Operating Humidity		45 to 85% RH
Vibration		
Endurance		10 to 55Hz Double Amplitude 1.5mm
Error Operation		10 to 55Hz Double Amplitude 1.5mm
Shock		
Endurance		100G Min.
Error Operation		10G Min.
Life Expectancy		
Mechanically		10 ⁷ operations. Min. (no load)
Electrically		10 ⁵ operations. Min. (at rated coil voltage)
Weight		abt. 10grs.

9. REFERENCE DATA

Coil Temperature Rise

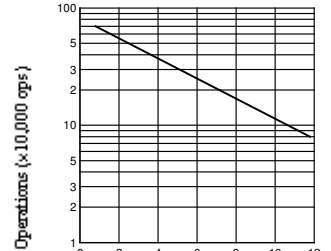


Operation Time



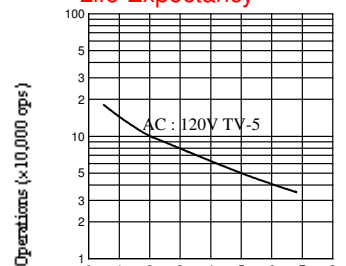
Life Expectancy

AC120V/DC24V $\cos\Phi=1$



Current of Load (A)

Life Expectancy



Current of Load (A)