

9.4MM D-SUB. CONNECTORS RIGHT ANGLE WITH STAMPED CONTACTS

STANDARD TYPE


WITH GROUNDING BRACKETS & JACK SCREWS

POLE	MALE	FEMALE
9	5273-09TB	5274-09TB
15	5273-15TB	5274-15TB
25	5273-25TB	5274-25TB
37	5273-37TB	5274-37TB

OPTIONAL TYPES:

Please add MOUNTING OPTION N, NH or NJ to the end of the above P/N.

For Examples: 5273-15TB/N
5274-25TB/NJ



9.4mm D-Sub right angle 10.20 (0.402") foot print 2.84 (0.112")

Specifications:

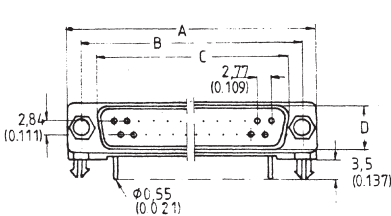
Contact Resistance: 30mΩmax. at DC 100mA
Insulator Resistance: 1000MΩmin. at DC 500V
Current Rating: 5 AMP

Dielectric Withstanding

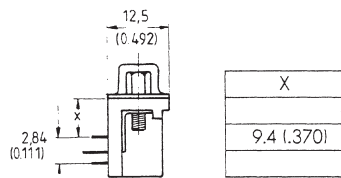
Voltage: AC 1000V For 1 minute
Operating Temperature: -55°C ~ +105°C
Contact: Brass or Phosphor Bronze
Housing: PBT & 30% Glass Fiber (UL 94V-0)

MOUNTING OPTION:
PLEASE SEE
PAGE 4.

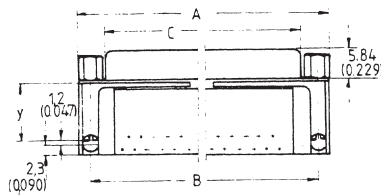
MALE



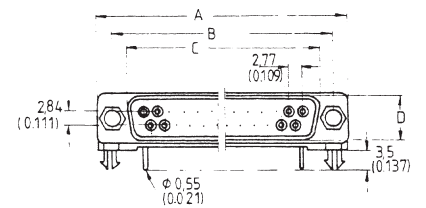
Y
10.8 (1.426)



X
9.4 (1.370)

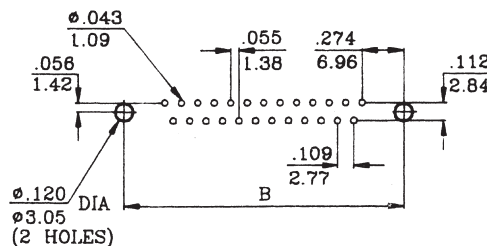


FEMALE



Dimension

No. of contacts	A	B	C	D
9	30.8	25.0	16.9	8.4
15	39.2	33.3	25.3	8.4
25	53.0	47.0	39.0	8.4
37	69.4	63.5	55.4	8.4



PCB HOLE PATTERNS