

7.2MM D-SUB. CONNECTORS RIGHT ANGLE WITH STAMPED CONTACTS

STANDARD TYPES:


WITH GROUNDING BRACKETS & JACK SCREWS

WITH COMPLETE GOLD-PLATED STAMPED CONTACTS

POLE	MALE	FEMALE
9	5261-09TB	5262-09TB
15	5261-15TB	5262-15TB
25	5261-25TB	5262-25TB
37	5261-37TB	5262-37TB

WITH SELECTIVE GOLD-PLATED STAMPED CONTACTS

POLE	MALE	FEMALE
9	5259-09TB	5260-09TB
15	5259-15TB	5260-15TB
25	5259-25TB	5260-25TB
37	5259-37TB	5260-37TB



7.2mm

Specifications:

Contact Resistance: 30mΩmax. at DC 100mA
 Insulator Resistance: 1000MΩmin. at DC 500V
 Current Rating: 5 AMP

Dielectric Withstanding

Voltage: AC 1000V For 1 minute
 Operating Temperature: -55°C ~ +105°C
 Contact: Brass or Phosphor Bronze
 Housing: PBT & 30% Glass Fiber (UL 94V-0)

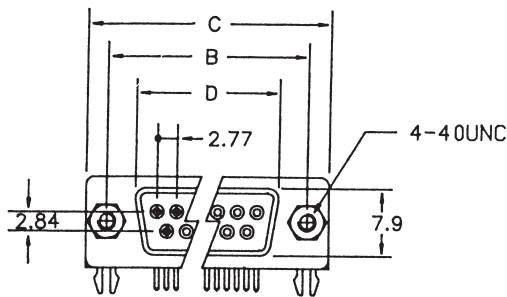
OPTIONAL TYPES:

Please add MOUNTING OPTION N, NH or NJ to the end of the above P/N.

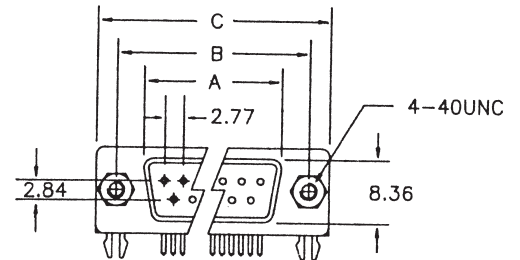
For Examples: 5261-25TB/N
 5262-09TB/NJ

MOUNTING OPTION:
 PLEASE SEE
 PAGE 4.

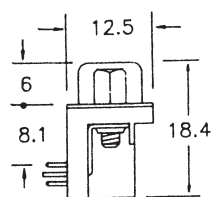
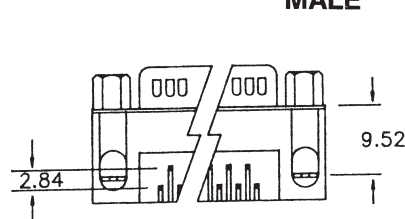
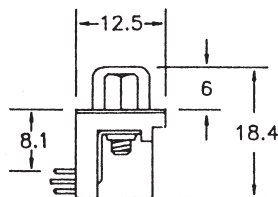
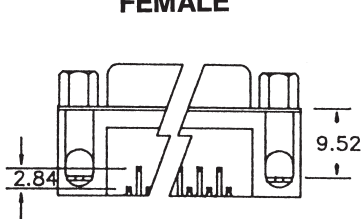
SHELL FINISH: tin-plated
 COLOUR OF PLASTIC INSERT: black



FEMALE

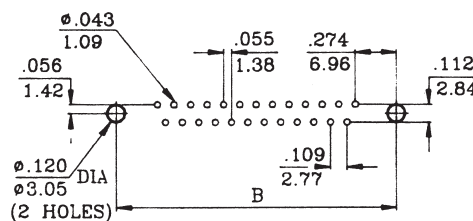


MALE



Dimension

Position	A	B	C	D
9	16.92	24.99	30.81	16.33
15	25.25	33.32	39.14	24.66
19		39.03	44.80	29.92
23		44.36	50.30	35.18
25	38.96	47.04	53.04	38.38
37	55.42	63.50	69.32	54.84



PCB HOLE PATTERNS