



AT Commands User Manual

WISMO218 Wireless Standard MOdem

Reference: **WA_DEV_W218_UGD_003**

Revision: **001**

Date: **April 24, 2009**




wavecom[®]
Smart wireless. Smart business.

WISMO218 Wireless Standard MOdem

AT Command Manual

Reference: **WA_DEV_W218_UGD_003**
Revision: **001**
Date: **April 24, 2009**

Trademarks

   [®], inSIM[®], "YOU MAKE IT, WE MAKE IT WIRELESS"[®], WAVECOM[®], WISMO[®], Open AT[®], Wireless Microprocessor[®], Wireless CPU[®] and certain other trademarks and logos appearing on this document, are filed or registered trademarks of Wavecom S.A. in France and/or in other countries. All other company and/or product names mentioned may be filed or registered trademarks of their respective owners.

Copyright

This manual is copyrighted by WAVECOM with all rights reserved. No part of this manual may be reproduced, modified or disclosed to third parties in any form without the prior written permission of WAVECOM.

No Warranty/No Liability

This document is provided "as is". Wavecom makes no warranties of any kind, either expressed or implied, including any implied warranties of merchantability, fitness for a particular purpose, or noninfringement. The recipient of the documentation shall endorse all risks arising from its use. In no event shall Wavecom be liable for any incidental, direct, indirect, consequential, or punitive damages arising from the use or inadequacy of the documentation, even if Wavecom has been advised of the possibility of such damages and to the extent permitted by law.

Revision History

Revision	Date	Update
001	April 24, 2009	Creation

Table of Contents

1	AT Commands Description.....	6
2	3GPP TS 27.005 commands.....	7
2.1	General configuration commands.....	7
2.2	Message configuration commands	9
2.3	Message receiving and reading commands	13
2.4	Message sending and writing commands.....	19
2.5	SMS and CBM unsolicited result codes	23
2.6	+CMS ERROR Message Service Failure Result code	25
3	3GPP TS 27.007 commands.....	27
3.1	General commands	27
3.2	Call control commands	31
3.3	Call control result code.....	39
3.4	Network service related commands	40
3.5	Network service related result codes	59
3.6	Control and status commands	64
3.7	Control and status result codes.....	88
3.8	Mobile Termination error control.....	89
3.9	Mobile Termination error result code	89
3.10	Commands for Packet domains.....	91
3.11	Packet domains result codes.....	105
4	ITU-T V25.ter commands	107
4.1	Call control.....	107
4.2	General TA control commands.....	114
4.3	TA-TE interface commands.....	120
4.4	Result codes	125
5	Hayes commands.....	127
5.1	Standard Hayes commands	127
5.2	Advanced Hayes commands.....	129
6	TIA IS-101 commands.....	132
6.1	+VTS DTMF and tone generation.....	132

6.2	+VTD Tone duration	133
6.3	+VGR Receive gain selection	133
6.4	+VGT Transmit gain selection	133
6.5	+VIP Initialize voice parameter	134
7	TIA578A commands.....	136
7.1	General commands	136
7.2	Capabilities identification and control.....	137
8	Proprietary AT commands.....	140
8.1	Capabilities identification and control.....	140
8.2	Flow control command	140
8.3	Manufacturer tests command	141
8.4	SIM toolkit command and result codes	143
8.5	CPHS proprietary commands	146
8.6	General purpose proprietary commands.....	153
8.7	Call and network proprietary commands.....	163

1 AT Commands Description

This manual lists detailed information about the AT command set used with the WISMO218.

2 3GPP TS 27.005 commands

2.1 General configuration commands

2.1.1 +CSMS Select Messages Service

Description	Command	Possible Response(s)
Select messages service	+CSMS=<service>	+CSMS: <mt>,<mo>,<bm> +CMS ERROR: <err>
Get current service and settings	+CSMS?	+CSMS: <service>,<mt>,<mo>,<bm>
Get supported services	+CSMS=?	+CSMS: (list of supported <service>s)

Parameters

<service>	Description
0 (Default value)	3GPP TS 23.040 and 3GPP TS 23.041
1	3GPP TS 23.040 and 3GPP TS 23.041 (the requirement of <service> setting 1 is mentioned under corresponding command descriptions)

<mt>, <mo>, <bm>	Description
0	Type not supported
1 (Default value)	Type supported

Clarification

<service> = 1 shall be used only on dual OS platforms i.e when TE is the only SMS client (SMS are only routed to TA in this case)

<service> = 0 shall be used by default.

2.1.2 +CPMS Preferred Messages Storage

Description	Command	Possible Response(s)
Select memory storage	+CPMS=<mem1>[, <mem2>[, <mem3>]]	+CPMS: <used1>,<total1>,<used2>,<total2>,<used3>,<total3> +CMS ERROR: <err>
Get current storage status	+CPMS?	+CPMS: <mem1>,<used1>,<total1>,<mem2>,<used2>,<total2>,<mem3>,<used3>,<total3> +CMS ERROR: <err>
Get supported storages	+CPMS=?	+CPMS: (list of supported <mem1>s),(list of supported <mem2>s),(list of supported <mem3>s)

Parameters

<mem x>	Description
"SM"	Only "SM" storage is supported "BM", "ME", "MT", "TA", "SR" memory locations are NOT supported

<used x>, <total x>	Description
Integer type	Computed value

2.1.3 +CMGF Messages Format

Description	Command	Possible Response(s)
Select message format	+CMGF=[<mode>]	
Get current format	+CMGF?	+CMGF: <mode>
Get supported formats	+CMGF=?	+CMGF: (list of supported <mode>s)

<mode>	Description
0	PDU mode
1	Text mode

<mode>	Description
omitted	Use previous value

2.2 Message configuration commands

2.2.1 +CSCA Service Center Address

Description	Command	Possible Response(s)
Update SMSC address	+CSCA=<sca>[,<tosca>]	
Get current format	+CSCA?	+CSCA: <sca>,<tosca>
Get supported formats	+CSCA=?	

Parameters

<sca>	Description
String type	SC address Address-Value

<tosca>	Description
Integer type	SC address Type-of-Address

Clarification

This command read and writes the service center address in EF-SMSP (U)SIM file. If the SCA is not readable or empty, read command returns an empty string.

At switch on, the SCA is read on (U)SIM to have a default SCA for send and write command in text mode. (In PDU mode, SCA can be provided in PDU).

Service Center Address is reset on switch on and is read on SIM on first PC connection after switch on.

See data stored by +CSAS for default values.

2.2.2 +CSCB Select Cell Broadcast Messages Types

Description	Command	Possible Response(s)
Select CBM types	+CSCB=[<mode>[,<mids>[,<dcss>]]]	

Description	Command	Possible Response(s)
Get current values	+CSCB?	+CSCB: <mode>,<mids>,<dcss>
Get supported modes	+CSCB=?	+CSCB: (list of supported <mode>s)

Parameters

<mode>	Description
0	Message types specified in <mids> and <dcss> are accepted
1	Message types specified in <mids> and <dcss> are not accepted

<mids>	Description
String type	all different possible combinations of CBM message identifiers (refer <mid> in 27.005)

<dcss>	Description
String type	all different possible combinations of CBM data coding schemes (refer <dc> in 27.005) Default value: no DCS accepted

Clarification

All the <dcss> values can be accepted or up to 5 different <dcss> values can be accepted.

Ranges are not supported for <mids> and <dcss>, i.e notation "0,1,5,320-478,922" is not allowed for <mids> and notation "0-3,5" is not allowed for <dcss> .

Up to SPB_MSG_ID_LIST_SIZE (15) different <mids> values can be accepted.

AT+CSCB=1 means all <dcss> are accepted but this command has no effect on the list of the <mids> accepted. To modify those lists: use before the AT+CSCB=0 command to select no mid and no dcs, and after this operation, add some dcs or mid to the current lists.

AT+CSCB=0,<mids> : add the <mids> values in the <mids> current list handle by the mobile.

AT+CSCB=0,,<dcss> : add the <dcss> values in the < dcss > current list handle by the mobile

If AT+CSCB=0,"<value>" is received while the list of <mids> is full, OK is returned and new value is not added.

2.2.3 +CSMP Set Text Mode Parameters

Description	Command	Possible Response(s)
Select SM parameters	+CSMP=[<fo>[,<vp>[,<pid>[,<dc>]]]]	
Get current values	+CSMP?	+CSMP: <fo>,<vp>,<pid>,<dc>
Test if command is supported	+CSMP=?	

Parameters

<fo>, <vp>, <pid>, <dc>	Description
Integer type	Refer to 27.005 for description

Clarification

The enhanced validity period format (\$(EVPF)\$, see [23.040]) is not supported.
<fo> is only for SMS-DELIVER, SMS-SUBMIT or SMS-STATUS-REPORT.
See data stored by +CSAS for default values.

2.2.4 +CSDH Show Text Mode Parameters

Description	Command	Possible Response(s)
Select header presentation	+CSDH=[<show>]	
Get current status	+CSDH?	+CSDH: <show>
Get supported values	+CSDH=?	+CSDH: (list of supported <show>s)

Parameters

<show>	Description
0	Do not show header values
1	Show the values in result codes
omitted	Use previous value

2.2.5 +CSAS Save Settings

Description	Command	Possible Response(s)
Save SM service settings	+CSAS=[<profile>]	+CMS ERROR: <err>
Get the list of available profiles	+CSAS=?	+CSAS: (list of supported <profile>s)

Parameters

<profile>	Description
0	Save SM service settings in profile 0
1	Save SM service settings in profile 1
omitted	Use previous value

Clarification

Parameter stored by +CSAS

Command	Parameter name	Length	Default value	Non volatile memory filed
+CSCA	<sca>	12 bytes	0xFF..0xFF	a_atp_ScAddress
+CSCA	<tosca>	12 bytes	0xFF..0xFF	a_atp_ScAddress
+CSMP	<fo>	1 byte	0x11	v_hee_Smsfo
+CSMP	<vp>	1 byte	0x00	v_hee_SmsVp.s_RelTime. v_NbMinutes
+CSMP	<vp>	1 byte	0x18	v_hee_SmsVp.s_RelTime. v_NbHours
+CSMP	<vp>	1 byte	0x00	v_hee_SmsVp.s_RelTime. v_NbDays
+CSMP	<vp>	1 byte	0x00	v_hee_SmsVp.s_RelTime. v_NbWeeks
+CSMP	<vp>	20 bytes	0x00..0x00	v_hee_SmsVp.s_RelTime. v_Gap_RelativeTime
+CSMP	<pid>	1 byte	0x00	v_hee_SmsPid
+CSMP	<dcs>	1 byte	0x00	v_hee_SmsDcs

2.2.6 +CRES Restore Settings

Description	Command	Possible Response(s)
Restore SM service settings	+CRES=[<profile>]	+CMS ERROR: <err>
Get the list of available profiles	+CRES=?	+CRES: (list of supported <profile>s)

Parameters

<profile>	Description
0	Restore SM service settings from profile 0
1	Restore SM service settings from profile 1
omitted	Use previous value

2.3 Message receiving and reading commands

2.3.1 +CNMI New Messages Indication to TE

Description	Command	Possible Response(s)
Select procedure for received messages	+CNMI=[<mode>[,<mt>[,<bm>[,<ds>[,<bfr>]]]]]	+CMS ERROR: <err>
Get current values	+CNMI?	+CNMI: <mode>,<mt>,<bm>,<ds>,<bfr>
Get supported values	+CNMI=?	+CNMI: (list of supported <mode>s),(list of supported <mt>s),(list of supported <bm>s),(list of supported <ds>s),(list of supported <bfr>s)

Parameters

<mode>	Description
0	Buffer unsolicited result codes in the TA. When TA result code buffer is full: - The oldest indication is discarded and replaced with the new one when +CSMS=0 - All indications are buffered when +CSMS=1

<mode>	Description
1	Discard indication and reject new received message unsolicited result codes when TA-TE link is reserved (e.g. in on-line data mode). Otherwise forward them directly to the TE. Not supported for CBM messages.
2	Buffer unsolicited result codes in the TA when TA-TE link is reserved (e.g. in on-line data mode) and flush them to the TE after reservation. Otherwise forward them directly to the TE

<mt>	Description
0	No SMS-DELIVER indications are routed to the TE
1	If SMS-DELIVER is stored into ME/TA, indication of the memory location is routed to the TE using unsolicited result code: +CMTI
2	SMS-DELIVERS (except class 2 messages and messages in the message waiting indication group (store message)) are routed directly to the TE using unsolicited result code: +CMT
3	Class 3 SMS-DELIVERS are routed directly to TE using unsolicited result codes defined in <mt>=2. Messages of other data coding schemes result in indication as defined in <mt>=1

<bm>	Description
0	No CBM indications are routed to the TE
2	New CBMs are routed directly to the TE using unsolicited result code: +CBM

<ds>	Description
0	No SMS-STATUS-REPORTs are routed to the TE
1	SMS-STATUS-REPORTs are routed to the TE using unsolicited result code: +CDS

<bfr>	Description
0	TA buffer of unsolicited result codes defined within this command is flushed to the TE when <mode> 1...3 is entered (OK response shall be given before flushing the codes).
1	TA buffer of unsolicited result codes defined within this command is cleared when <mode> 1...3 is entered

Clarification

TA result code buffer is in volatile memory. Messages may get lost if the power of ME/TA is switched off before codes are sent to TE. Thus, it is not recommended to use direct message routing (<mt>=2 or 3, <bm>=2 or 3, or <ds>=1) with <mode> value 0 or 2

When +CSMS <service> is set to 0, all received SMS are automatically stored in SIM before +CMT or +CMTI URC is sent to TE whatever <mt> value.

When +CSMS <service> is set to 1, depending of it class, SMS has to be acknowledged to network thanks to +CNMA commands. Depending of <mode>, <mt> and channel status (available or reserved) URC can not or should not be sent to TE. In these cases SMS can be automatically acknowledged or rejected without waiting +CNMA command.

"BM" storage is not supported hence +CBMI is not supported.

"SR" storage is not supported by platform hence +CDSI is not supported.

+CNMI non volatile memory storage:

Parameter name	Length	Default value	Non volatile memory field
<bfr>	1 bit	0x00	v_CNMI_bfr
<ds>	2 bits	0x00	v_CNMI_ds
<bm>	2 bits	0x00	v_CNMI_Bm
<mt>	2 bits	0x00	v_CNMI_Mt
<mode>	2 bits	0x00	v_CNMI_Mode

2.3.2 +CNMA New Message Acknowledgement to ME/TA

Description	Command	Possible Response(s)
Acknowledge indication	if text mode (+CMGF=1): +CNMA if PDU mode (+CMGF=0): +CNMA[=<n>[,<length>[<CR>PDU is given<ctrl-Z/ESC>]]]	+CMS ERROR: <err>
Get supported values	+CNMA=?	if PDU mode (+CMGF=0): +CNMA: (list of supported <n>s)

Parameters

<n>	Description
0	Command operates similarly as defined for the text mode
1	Send RP-ACK (or buffered result code received correctly)
2	Send RP-ERROR Acknowledgement TPDU not supported

Clarification

This command is allowed only if +CSMS <service> is set to 1 and is used to acknowledge SMS received from network.

Routing of SMS-DELIVER and SMS-STATUS-REPORT to ME/TA depends on both +CSMS configuration as well as <mt> and <ds> values of +CNMI.

In PDU, acknowledgement TPDU is not supported

The following table summarizes the SMS-DELIVER notification modes according to these parameters:

+CNMI <mt>	+CSMS <service>=0	+CSMS <service>=1
0	SMS DELIVER mode = 0	SMS DELIVER mode = 0
1	SMS DELIVER mode = 0	SMS DELIVER mode = 0
2	SMS DELIVER mode = 0	SMS DELIVER mode = 1
3	SMS DELIVER mode = 0	SMS DELIVER mode = 2

When **SMS Mode = 0**: SMS acknowledgement and storage are managed internally by MS whatever their class (if needed they will be stored in SIM)

When **SMS-DELIVER Mode = 1**: SMS with no message class, class 0, class 1, class 3 are sent to ME/TA for acknowledgement (+CNMA expected), they will not be stored in ME, it's up to TE to store them. SMS class 2 & message waiting indication group (Store or Discard) are managed internally by MS (if needed they will be stored in SIM, no +CNMA expected).

When **SMS-DELIVER Mode = 2**: SMS class 3 are sent to ME/TA for acknowledgement (+CNMA expected), they will not be stored in ME, it's up to TE to store them. SMS with no message class, class 0, class 1, class 2 & message in waiting group are managed internally by MS (if needed they will be stored in SIM, no +CNMA expected).

Following table summarizes the STATUS-REPORT (SR) notification modes according to +CSMS and <ds> parameters:

+CNMI <ds>	+CSMS <service>=0	+CSMS <service>=1
0	STATUS REPORT mode = 0	STATUS REPORT mode = 0
1	STATUS REPORT mode = 0	STATUS REPORT mode = 1

When **STATUS-REPORT Mode = 0**: MS manages SR internally

When **STATUS-REPORT Mode = 1**: SR are sent to ME/TA for acknowledgement and storage.

Refer also to +CMT URC description for waiting message indication treatment.

2.3.3 +CMGL List Messages

Description	Command	Possible Response(s)
List messages with status	+CMGL[=<stat>]	if text mode (+CMGF=1), command successful: +CMGL: <index>,<stat>,<oa/da>,[<alpha>],[<scts>][,<tooa/toda>,<length>]<CR><LF><data>[<CR><LF> +CMGL: <index>,<stat>,<da/oa>,[<alpha>],[<scts>][,<tooa/toda>,<length>]<CR><LF><data>[...]] if PDU mode (+CMGF=0) and command successful: +CMGL:<index>,<stat>,[<alpha>],<length><CR><LF><pdu>[<CR><LF>+CMGL:<index>,<stat>,[<alpha>],<length><CR><LF><pdu>[...]] otherwise: +CMS ERROR: <err>
Get supported values	+CMGL=?	+CMGL: (list of supported <stat>s)

Parameters

<stat>	Description
0 "REC UNREAD"	Received unread message (i.e. new message)
1 "REC READ"	Received read message
2 "STO UNSENT"	Stored unsent message
3 "STO SENT"	Stored sent message

<stat>	Description
4 "ALL"	All messages

For all other parameters, refer to 27.005 §3.1 Parameter Definitions

Other parameters are extracted from memory storage.

Clarification

Only SMS-SUBMIT and/or SMS-DELIVER can be read.

SMS-COMMAND are not supported.

CBM are not stored in ME/TA memory. CBM are not saved in SIM.

2.3.4 +CMGR Read Message

Description	Command	Possible Response(s)
Read a message	+CMGR=<index>	if text mode (+CMGF=1), command successful and SMS-DELIVER: +CMGR: <stat>,<oa>,[<alpha>],<scts>[,<toa>,<fo>,<pid>,<dcsc>,<sca>,<tosca>,<length>]<CR><LF><data> if text mode (+CMGF=1), command successful and SMS-SUBMIT: +CMGR: <stat>,<da>,[<alpha>][,<toda>,<fo>,<pid>,<dcsc>,<vp>],<sca>,<tosca>,<length>]<CR><LF><data> if PDU mode (+CMGF=0) and command successful: +CMGR: <stat>,[<alpha>],<length><CR><LF><pdu> otherwise: +CMS ERROR: <err>
Test if command is supported	+CMGR=?	

Parameters

<index>	Description
1..255	Message location in "SM" memory.

<stat>	Description
0 "REC UNREAD"	Received unread message (i.e. new message)
1 "REC READ"	Received read message
2 "STO UNSENT"	Stored unsent message
3 "STO SENT"	Stored sent message
4 "ALL"	All messages

For all other parameters, refer to 27.005 §3.1 Parameter Definitions

Other parameters are extracted from memory storage.

Clarification

Only SMS-SUBMIT and/or SMS-DELIVER can be read.

SMS-COMMAND are not supported.

CBM are not stored in ME/TA memory. CBM are not saved in SIM

2.4 Message sending and writing commands

2.4.1 +CMGS Send Message

Description	Command	Possible Response(s)
Send a message	if text mode (+CMGF=1): +CMGS=<da>[,<toda>]<CR> text is entered<ctrl-Z/ESC> if PDU mode (+CMGF=0) +CMGS=<length><CR>PDU is given<ctrl-Z/ESC>	if text mode (+CMGF=1) and sending successful: +CMGS: <mr>[,<scts>] if PDU mode (+CMGF=0) and sending successful: +CMGS: <mr>[,<ackpdu>] if sending fails: +CMS ERROR: <err>
Test if command is supported	+CMGS=?	

Parameters

For all other parameters, refer to +CMT URC description.

In text mode <scts> is not supported, in PDU mode <ackpdu> is not supported.

Clarification

In text mode: entered text is sent to address <da> and all current settings (refer to +CSMP and +CSCA) are used to construct the actual PDU in ME/TA.

In PDU mode: <length> must indicate the number of octets coded in the TP layer data unit to be given (i.e. SMSC address octets are excluded).

The TA sends a four character sequence <CR><LF><greater_than><space> (IRA 13, 10, 62, 32) after command line is terminated with <CR>; after that text can be entered or PDU can be given from TE to ME/TA.

The DCD signal shall be in ON state while text or PDU is entered.

The echoing of entered characters back from the TA is controlled by V.25ter echo command E.

In text mode, the entered text should be formatted as follows:

- if <dc> (set with +CSMP) indicates that GSM 7 bit default alphabet is used and <fo> indicates that TP-User-Data-Header-Indication is not set: ME/TA converts the entered text into the GSM 7 bit default alphabet according to rules of Annex A; backspace can be used to delete last character and carriage returns can be used (previously mentioned four character sequence shall be sent to the TE after every carriage return entered by the user);
- if <dc> indicates that 8-bit or UCS2 data coding scheme is used or <fo> indicates that TP-User-Data-Header-Indication is set: the entered text should consist of two IRA character long hexadecimal numbers which ME/TA converts into 8-bit octet (e.g. two characters 2A (IRA 50 and 65) will be converted to an octet with integer value 42).

In PDU mode:

- The PDU shall be hexadecimal format (similarly as specified for <pdu>) and given in one line; ME/TA converts this coding into the actual octets of PDU. When the length octet of the SMSC address (given in the PDU) equals zero, the SMSC address set with command Service Centre Address +CSCA is used; in this case the SMSC Type-of-Address octet shall not be present in the PDU, i.e. TPDU starts right after SMSC length octet.

Sending can be cancelled by giving <ESC> character (IRA 27).

<ctrl-Z> (IRA 26) must be used to indicate the ending of the message body or PDU.

Text length is limited to PDU max length (164).

2.4.2 +CMSS Send Message from Storage

Description	Command	Possible Response(s)
Send a message from storage	+CMSS=<index>[,<da>[,<toda>]]	if text mode (+CMGF=1) and sending successful: +CMSS: <mr>[,<scst>] if PDU mode (+CMGF=0) and sending successful: +CMSS: <mr>[,<ackpdu>] if sending fails: +CMS ERROR: <err>
Test if command is supported	+CMSS=?	

Parameters

<index>	Description
1..255	Message location in "SM" memory.

In text mode <scts> is not supported, in PDU mode <ackpdu> is not supported. For all other parameters, refer to 27.005 §3.1 Parameter Definitions

Clarification

Since SMS-STATUS-REPORTs, SMS-COMMANDs and CBM are not stored in ME/TA memory, only <index>s of SMS-SUBMITs and/or SMS-DELIVERs can be used in +CMSS.

2.4.3 +CMGW Write Message to Memory

Description	Command	Possible Response(s)
Write a message	if text mode (+CMGF=1): +CMGW[=<oa/da>[,<tooa/toda>[,<stat>]]]<CR> text is entered<ctrl-Z/ESC> if PDU mode (+CMGF=0): +CMGW=<length>[,<stat>]<CR>PDU is given<ctrl-Z/ESC>	+CMGW: <index> +CMS ERROR: <err>
Test if command is supported	+CMGW=?	

Parameters

<index>	Description
1..255	Message location in "SM" memory.

For all other parameters, refer to 27.005 §3.1 Parameter Definitions

Clarification

Text length is limited to PDU max length (164).

2.4.4 +CMGD Delete Message

Description	Command	Possible Response(s)
Delete a message	+CMGD=<index>[,<delflag>]	+CMS ERROR: <err>
Get supported values	+CMGD=?	+CMGD: (list of supported <index>s)[,(list of supported <delflag>s)]

Parameters

<delflag>	Description
0 (Default value)	Delete the message specified in <index>
1	Delete all read messages from preferred message storage, leaving unread messages and stored mobile originated messages (whether sent or not) untouched
2	Delete all read messages from preferred message storage and sent mobile originated messages, leaving unread messages and unsent mobile originated messages untouched
3	Delete all read messages from preferred message storage, sent and unsent mobile originated messages leaving unread messages untouched
4	Delete all messages from preferred message storage including unread messages

<index>	Description
1..255	Message location in "SM" memory.

For all other parameters, refer to 27.005 §3.1 Parameter Definitions

2.5 SMS and CBM unsolicited result codes

2.5.1 +CMTI Received SMS indication

Description	Result code
Receive a SM already stored	+CMTI: <mem>,<index>

Parameters

<index>	Description
1..255	Message location in "SM" memory.

<mem>	Description
"SMS"	Only "SM" storage possible for SMS

2.5.2 +CMT Received SMS indication

Description	Result code
Receive a SM	if text mode (+CMGF=1): +CMT:<oa>,[<alpha>],<scts>[,<tooa>,<fo>,<pid>,<dcs>,<sca>,<tosca>,<length> if PDU mode (+CMGF=0): +CMT: [<alpha>],<length><CR><LF><pdu>

Parameters

For all other parameters, refer to 27.005 §3.1 Parameter Definitions

Clarification

When +CSMS <service> is set to 0, all received SMS are automatically stored in SIM before +CMT is sent to TE.

When +CSMS <service> is set to 1, depending of it class, SMS has to be acknowledged to network thanks to +CNMA commands. Depending of <mode>, <mt> of CNMI or channel status (available or reserved) URC cannot or should not be sent to TE. In these cases SMS can be automatically acknowledged or rejected without waiting +CNMA command.

When a +CMT URC is sent to TE for a SMS that has NOT been acknowledged by TA, a timer is started. If timer expires (15sec) before +CNMA command is received, SMS is rejected.

When a +CMT URC is sent to TE for a SMS that has already been acknowledged by TA a timer is started. If timer expires (15sec) before +CNMA command is received,

SMS is automatically saved in SIM (this is to not to lost an already acknowledged SMS for which +CNMA has not been received in case of switch off). If CNMA is received before timer expiration OK is returned, else ERROR is returned (TE knows that SMS has been stored in SIM).

Message waiting indication:

There are 3 possible cases to receive voice mail notification:

- TP-DCS method (STORE/DISCARD message coding groups in DCS)
- TP-UDH (Special SMS indication IEI in UDH of the SM)
- CPHS method (originating address decoding)

In all cases, the ME manages messages notifications internally (update of EF VMWI CPHS file, acknowledgement...)

In case of TP-DCS method, for message waiting indication group (store message), +CMTI is sent. For message waiting indication group (discard message) +CMT URC is sent but no +CNMA command is expected.

Voice mail waiting indication status are managed by *PSVMWN command.

2.5.3 +CBM Received CBM indication

Description	Result code
Receive a CBM	if text mode (+CMGF=1): +CBM: <sn>,<mid>,<dc>,<page>,<pages><CR><LF><data> if PDU mode (+CMGF=0): +CBM: <length><CR><LF><pdu>

Parameters

For all other parameters, refer to 27.005 §3.1 Parameter Definitions

2.5.4 +CDS Received status report (SR) indication

Description	Result code
Receive a CDS	if text mode (+CMGF=1): +CDS: <fo>,<mr>,<ra>,<tora>,<scts>,<dt>,<st> if PDU mode (+CMGF=0): +CDS: <length><CR><LF><pdu>

Parameters

For all other parameters, refer to 27.005 §3.1 Parameter Definitions

Clarification

When +CSMS <service> is set to 0, all received SR are automatically acknowledged before +CDS is sent to TE.

When +CSMS <service> is set to 1, SR has to be acknowledged to network thanks to +CNMA commands. Depending of <mode>, <mt> and channel status (available or reserved) URC can not or should not be sent to TE. In these cases SR can be automatically acknowledged or rejected without waiting +CNMA command.

2.6 +CMS ERROR Message Service Failure Result code

Value	Description
0...127	3GPP TS 24.011 [6] clause E.2 values
128...255	3GPP TS 23.040 [3] clause 9.2.3.22 values
300	ME failure
301	SMS service of ME reserved
302	Operation not allowed
303	Operation not supported
304	Invalid PDU mode parameter
305	Invalid text mode parameter
310	(U)SIM not inserted
311	(U)SIM PIN required
312	PH-(U)SIM PIN required
313	(U)SIM failure
314	(U)SIM busy
315	(U)SIM wrong
316	(U)SIM PUK required
317	(U)SIM PIN2 required
318	(U)SIM PUK2 required
320	Memory failure
321	Invalid memory index
322	Memory full
330	SMSC address unknown
331	No network service
332	Network timeout
340	No +CNMA acknowledgement expected

Value	Description
500	Unknown error

3 3GPP TS 27.007 commands

3.1 General commands

3.1.1 +CGMI Request Manufacturer identification

Description	Command	Possible Response(s)
Read manufacturer Id	+CGMI	<manufacturer> +CME ERROR: <err>
Test if command is supported	+CGMI=?	

Parameters

<manufacturer>	Description
String type	Manufacturer identification

3.1.2 +CGMM Request Model Identification

Description	Command	Possible Response(s)
Read model	+CGMM	<model> +CME ERROR: <err>
Test if command is supported	+CGMM=?	

Parameters

<model>	Description
String type	Model identification

3.1.3 +CGMR Request Revision Identification

Description	Command	Possible Response(s)
Read revision	+CGMR	<revision> +CME ERROR: <err>
Test if command is supported	+CGMR=?	

Parameters

<revision>	Description
String type	Revision identification

3.1.4 +CGSN Request product serial number identification

Description	Command	Possible Response(s)
Read SN	+CGSN	<sn> +CME ERROR: <err>
Test if command is supported	+CGSN=?	

Parameters

<sn>	Description
String type	International mobile equipment identity (IMEI)

3.1.5 +CSCS Select TE character set

Description	Command	Possible Response(s)
Set charset	+CSCS[=<chset>]	
Read current charset	+CSCS?	+CSCS: <chset>
Get supported values	+CSCS=?	+CSCS: (list of supported <chset>s)

Parameters

<chset>	Description
"GSM"	GSM 7 bit default alphabet (3GPP TS 23.038);
"UCS2"	16-bit universal multiple-octet coded character set (ISO/IEC10646); UCS2 character strings are converted to hexadecimal numbers from 0000 to FFFF; e.g. "004100620063" equals three 16-bit characters with decimal values 65, 98 and 99
"IRA"	International reference alphabet (ITU-T T.50)

3.1.6 +CIMI Request international mobile subscriber identity

Description	Command	Possible Response(s)
Read IMSI	+CIMI	<IMSI> +CME ERROR: <err>
Test if command is supported	+CIMI=?	

Parameters

<IMSI>	Description
String type (without double quotes)	IMSI

3.1.7 +CMUX Multiplexing mode

Description	Command	Possible Response(s)
Activate MUX protocol	+CMUX=<mode>[,<subset>[,<port_speed>[,<N1>[,<T1>[,<N2>[,<T2>[,<T3>[,<k>]]]]]]]]	+CME ERROR: <err>
Read current settings	+CMUX?	+CMUX: <mode>[,<subset>[,<port_speed>[,<N1>[,<T1>[,<N2>[,<T2>[,<T3>[,<k>]]]]]]]] +CME ERROR: <err>
Get supported values	+CMUX=?	+CMUX: (list of supported <mode>s),(list of supported <subset>s),(list of supported <port_speed>s),(list of supported <N1>s),(list of supported <T1>s),(list of supported <N2>s),(list of supported <T2>s),(list of supported <T3>s),(list of supported <k>s)

Parameters

<mode>	Description
0	Basic option
1	Advanced option

<subset>	Description
0 (default)	UIH frames used only
1	UI frames used only

<port_speed>	Description
1	9 600 bit/s
2	19 200 bit/s
3	38 400 bit/s
4	57 600 bit/s
5	115 200 bit/s
6	230 400 bits/s
7	460 800 bits/s
8	921 600 bits/s

<N1>	Description
1- 32768	Maximum frame size Default: 31 (64 if Advanced option is used)

<T1>	Description
1-255	Acknowledgement timer in units of ten milliseconds Default: 10 (100 ms)

<N2>	Description
0-100	Maximum number of re-transmissions Default: 3

<T2>	Description
2-255	Response timer for the multiplexer control channel in units of ten milliseconds Default: 30

<T3>	Description
1-255	Wake up response timer in seconds Default: 10

<k>	Description
1-7	window size, for Advanced operation with Error Recovery options Default: 2

Clarification

Value 2 for subset parameter is not supported because CMUX is not running in error recovery mode.

Refer also to 27.010 for more information on parameters values.

+CMUX parameters are stored in non volatile memory:

Parameter name	Default value	Non volatile memory field
<mode>	0x00	v_Mode
<subset>	0x00	v_Subset
<port_speed>	0x05	v_PortSpeed
<N1>	0x1F	v_N1
<T1>	0x0A	v_T1
<N2>	0x03	v_N2
<T2>	0x1E	v_T2
<T3>	0x0A	v_T3
<k>	0x02	v_K

3.2 Call control commands

3.2.1 +CSTA Select type of address

Description	Command	Possible Response(s)
Select type of address	+CSTA=[<type>]	
Get current type	+CSTA?	+CSTA: <type>
Get supported types	+CSTA=?	+CSTA: (list of supported <type>s)

Parameters

<type>	Description
129	International type of address
145	National type of address
omitted	Use previous value

3.2.2 +CMOD Call mode

Description	Command	Possible Response(s)
Select call mode	+CMOD=[<mode>]	
Get current type	+CMOD?	+CMOD: <mode>
Get supported types	+CMOD=?	+CMOD: (list of supported <mode>s)

Parameters

<mode>	Description
0	Single mode
129	Proprietary value Multimedia call only, without fallback or service change
130	Proprietary value Multimedia call with fallback to speech
131	Proprietary value Multimedia call with fallback and service change (allowed for UDI/RDI call only).

Clarification

+CMOD command is used to select multimedia call mode for further D (Dial) command. Proprietary values are defined to select multimedia call mode.

+CMOD is reset to 0 when call is successfully connected, if a set-up error occurs or when the call is disconnected to avoid request of video telephony call accidentally.

3.2.3 +CHUP Hang-up call

Description	Command	Possible Response(s)
Hang up calls	+CHUP	
Test if command is supported	+CHUP=?	

Clarification

+CHUP command gives an assured procedure to disconnect the call.

Refer to H command description.

Since only single mode is supported, the execution of the command always disconnects active call.

3.2.4 +CBST Select bearer service type

Description	Command	Possible Response(s)
Select bearer	+CBST=[<speed>[,<name>[,<ce>]]]	
Get current bearer	+CBST?	+CBST: <speed>,<name>,<ce>
Get supported types	+CBST=?	+CBST: (list of supported <speed>s),(list of supported <name>s),(list of supported <ce>s)

Parameters

<speed>	Description
0	Autobauding (automatic selection of the speed; this setting is possible in case of 3.1 kHz modem and non-transparent service)
4	2400 bps (V.22bis)
7	9600 bps (V.32)
12	9600 bps (V.34)
14	14400 bps (V.34)
15	19200 bps (V.34)
16	28800 bps (V.34)
17	33600 bps (V.34)
68	2400 bps (V.110 or X.31 flag stuffing)
71	9600 bps (V.110 or X.31 flag stuffing)
75	14400 bps (V.110 or X.31 flag stuffing)
79	19200 bps (V.110 or X.31 flag stuffing)
80	28800 bps (V.110 or X.31 flag stuffing)
81	38400 bps (V.110 or X.31 flag stuffing)
82	48000 bps (V.110 or X.31 flag stuffing)
83	56000 bps (V.110 or X.31 flag stuffing)
131	32000 bps (multimedia)

<speed>	Description
134	64000 bps (multimedia)

<name>	Description
0	Data circuit asynchronous (UDI or 3.1 kHz modem)
1	Data circuit synchronous (UDI or 3.1 kHz modem) Supported for multimedia calls only

<ce>	Description
0	Transparent Supported for multimedia calls only
1	Non-transparent

Clarification

Some bearer capabilities computed from +CBST parameters are stored in non volatile memory. This parameter are used to build the bearer capabilities of the CS data call (cf 24.008 §10.5.4.5)

Parameter name	Length	Default value	Non volatile memory field
Information transfer capabilities	3 bits	0x02 (3.1kHz)	v_InfoTrans
Connection element	2 bits	0x03 (non transparent)	v_ConnElm
Transfer mode	1 bit	0x00 (circuit)	v_TransferMode
Synchronous/Asynchronous	1 bit	0x01 (async)	v_SyncAsync
User Rate	4 bits	0x05 (9.6K)	v_UserBearerRate
Fixed network user rate	4 bits	0x00 (FNUR n/a)	v_Fnur

3.2.5 +CRLP Radio link protocol

Description	Command	Possible Response(s)
Select protocol	+CRLP=[<iws>[,<mw>[,<T1>[,<N2>[,<ver>[,<T4>]]]]]]	

Description	Command	Possible Response(s)
Get current RLP	+CRLP?	+CRLP: <iws>,<mws>,<T1>,<N2>[,<ver1>[,<T4>]] [<CR><LF>+CRLP: <iws>,<mws>,<T1>,<N2>[,<ver2>[,<T4>]] [...]]
Get supported types	+CRLP=?	+CRLP: (list of supported <iws>s),(list of supported <mws>s), (list of supported <T1>s),(list of supported <N2>s)[,<ver1> [,<T4>s]] [,<CR><LF>+CRLP: (list of supported <iws>s),(list of supported <mws>s),(list of supported <T1>s),(list of supported <N2>s) [,<ver1>[,<T4>s]] [...]]

Parameters

<iws>	Description
0..61	IWF to MS window size

<mws>	Description
0..61	MS to IWF window size

<T1>	Description
44..255	Acknowledgement timer T1,

<N2>	Description
1..255	Retransmission attempts N2

<ver1>	Description
0	RLP version

<T4>	Description
7	Re-sequencing period T4 in integer format

3.2.6 +CR Service reporting

Description	Command	Possible Response(s)
Select service reporting mode	+CR=[<mode>]	
Get current mode	+CR?	+CR: <mode>
Get supported modes	+CR=?	+CR: (list of supported <mode>s)

Parameters

<mode>	Description
0	Disables reporting
1	Enables reporting
omitted	Use previous value

3.2.7 +CEER Extended error report

Description	Command	Possible Response(s)
Get last error report	+CEER	+CEER: <report>
Test if command is supported	+CEER=?	

Parameters

<report>	Description
String type	String "CauseSelect: <cs> Cause:<c>" is returned <cs> and <c> are numbers representing the CauseSelect and Cause

CauseSelect <cs>	Cause <c>
0 (No cause)	0 (No cause)
16 (Service provider)	0 (Unknown)
	1 (Not Allowed)
	2 (No cause)
	6 (Wrong parameter)
	9 (Network access not allowed)

CauseSelect <cs>	Cause <c>
	20 (all call instances are used)
	21 (ACM over ACM Max)
	22 (invalid AOC element)
	23 (SIM increase not allowed)
	24 (switch off)
	25 (Unknown call id)
	28 (barred)
65 (Local cause)	1 (state error)
	2 (no call entity)
	3 (wrong TI)
	6 (DTMF buffer overflow)
	7: call disconnected
	17 (No cell available)
	32 (Local rejection)
	33 (PLMN not allowed)
	34 (emergency call not possible)
	35 (authentication rejected)
	36 (network rejection)
	37 (LA not allowed)
	38 (Local timeout)
	39 (server congestion)
	40 (local data rejection)
	48 (failed replace PDP context)
66 (MM network cause)	See [24.008]
67 (CC network cause)	See [24.008]
69 (RP cause)	See [24.008]
71 (SIM cause)	0 (Unknown problem)
	1 (Memory problem)
	2 (File Id not found)
	6 (Increase problem)
	7 (Technical problem)
	11 (Command not allowed)

CauseSelect <cs>	Cause <c>
	15 (SIM card out)
73 (SM cause)	See [24.008]

3.2.8 +CRC Cellular result codes

Description	Command	Possible Response(s)
Select service CR mode	+CRC=[<mode>]	
Get current mode	+CRC?	+CRC: <mode>
Get supported modes	+CRC=?	+CRC: (list of supported <mode>s)

Parameters

<mode>	Description
0	Disables extended format
1	Enables extended format
omitted	Use previous value

3.2.9 +CVHU Voice Hang-up Control

Description	Command	Possible Response(s)
Select service voice hang up mode	+CVHU=[<mode>]	
Get current mode	+CVHU?	+CVHU: <mode>
Get supported modes	+CVHU =?	+CVHU: (list of supported <mode>s)

Parameters

<mode>	Description
0	"Drop DTR" ignored but OK response given. ATH disconnects.
1	"Drop DTR" and ATH ignored but OK response given
2	"Drop DTR" behavior according to &D setting. ATH disconnects
omitted	Use previous value

Clarification

If DTR signal is inactive (if DTR is not a pulse), then "Drop DTR" does not respond "OK".

3.3 Call control result code

3.3.1 +CR Service reporting

Description	Result code
Send +CR notification during data call connection	+CR: <serv>

Parameters

<serv>	Description
ASYNCR	Asynchronous transparent
SYNCR	Synchronous transparent
REL ASYNCR	Asynchronous non-transparent
REL SYNCR	Synchronous non-transparent
GPRS	GPRS

3.3.2 +CRING Ring indication

Description	Result code
Extended format for incoming call notification	+CRING: <type>

Parameters

<type>	Description
ASYNCR	Asynchronous transparent
SYNCR	Synchronous transparent
REL ASYNCR	Asynchronous non-transparent
REL SYNCR	Synchronous non-transparent
FAX	Fax
VOICE	Voice call

<type>	Description
VOICE AUX	Proprietary value for ALS (CPHS Alternate line service) Used in case of incoming on line 2 Refer to *PSALS
MULTIMEDIA	Proprietary value. Multimedia call only
MULTIMEDIA/FALLBACK	Proprietary value Analog multimedia calls with possible fallback to speech
MULTIMEDIA/VOICE	Proprietary value UDI/RDI multimedia calls with possible fallback and service change, multimedia mode preferred
VOICE/MULTIMEDIA	Proprietary value UDI/RDI multimedia calls with possible fallback and service change, voice mode preferred.

Clarification

Optional parameters [,<priority>[,<subaddr>,<satype>]] are not supported in +CRING.

Note: If alternate line service is activated, <type> = "VOICE" if speech call is on line 1 and "VOICE AUX" if call is on line 2.

3.4 Network service related commands

3.4.1 +CNUM Subscriber number

Description	Command	Possible Response(s)
Get MSISDNs	+CNUM	+CNUM: [<alpha1>],<number1>,<type1>[,<speed>,<service>[,<itc>]] [<CR><LF>+CNUM: [<alpha2>],<number2>,<type2>[,<speed>,<service> [,<itc>]] [...]]
Test if command is supported	+CNUM =?	

Parameters

<alphax>	Description
String type	Alphanumeric string associated with <numberx>; used character set should be the one selected with +CSCS

<numberx>	Description
String type	Phone number

<typex>	Description
Integer type	Type of address

<speed>	Description
Integer type	Same as +CBST

<service>	Description
0	Asynchronous modem
1	Synchronous modem
2	PAD Access (asynchronous)
3	Packet Access (synchronous)
4	Voice
5	Fax

<itc>	Description
0	3,1 kHz
1	UDI

3.4.2 +CREG Network registration

Description	Command	Possible Response(s)
Control +CREG notification	+CREG=[<n>]	
Get current registration status	+CREG ?	+CREG: <n>,<stat>[,<lac>,<ci>] +CME ERROR: <err>
Get supported values	+CREG =?	+CREG: (list of supported <n>s)

Parameters

<n>	Description
0	Disable network registration unsolicited result code
1	Enable network registration and location information unsolicited result code +CREG: <stat>
2	Enable network registration and location information unsolicited result code +CREG: <stat>[,<lac>,<ci>]
omitted	Use previous value

<stat>	Description
0	not registered, MT is not currently searching a new operator to register to
1	Registered, home network
2	Not registered, but MT is currently searching a new operator to register to
3	Registration denied
4	Unknown
5	Registered, roaming

<lac>	Description
String type	Two byte location area code in hexadecimal format (e.g. "00C3" equals 195 in decimal)

<ci>	Description
String type	Two byte cell ID in hexadecimal format

3.4.3 +COPS Operator Selection

Description	Command	Possible Response(s)
Select operator	+COPS=[<mode>[,<format>[,<oper>[,<AcT>]]]]	+CME ERROR: <err>
Get current mode and operator	+COPS?	+COPS: <mode>[,<format>, <oper> [,< AcT>]] +CME ERROR: <err>

Description	Command	Possible Response(s)
Get supported values	+COPS=?	+COPS: [list of supported (<stat>,long alphanumeric <oper>),short alphanumeric <oper>,numeric <oper>[,<AcT>]s][,.(list of supported <mode>s),(list of supported <format>s)] +CME ERROR: <err>

Parameters

<mode>	Description
0	Automatic (<oper> field is ignored)
1	Manual (<oper> field shall be present, and <AcT> optionally)
3	set only <format> (for read command +COPS?), do not attempt registration/deregistration (<oper> and <AcT> fields are ignored); this value is not applicable in read command response
4	Manual/automatic (<oper> field shall be present); if manual selection fails, automatic mode (<mode>=0) is entered

<format>	Description
0 (default)	Long format alphanumeric <oper>
2	Numeric <oper>

<oper>	Description
String type	Refer to [27.007]

<AcT>	Description
0	GERAN
2	UTRAN

<stat>	Description
0	Unknown
1	Available

<stat>	Description
3	Current
4	Forbidden

Clarification

When Manual/automatic operator selection is requested (<mode>=4), +COPS will return <mode>=0 or <mode>=1 depending which registration mode was successful (<mode>=4 will not be returned)

If set command is aborted, an abort of the registration on going is requested.

If test command is aborted, get available PLMN procedure is aborted, a partial list of PLMN is returned.

3.4.4 +CLCK Facility lock

Description	Command	Possible Response(s)
Execute facility operation	+CLCK=<fac>,<mode>[,<passwd>[,<class>]]	when <mode>=2 and command successful: +CLCK: <status>[,<class1>[<CR><LF>+CL <status>,<class2>[...]] +CME ERROR: <err>
Get supported values	+CLCK=?	+CLCK: (list of supported <fac>s) +CME ERROR: <err>

Parameters

<fac>	Description
SC	SIM (lock SIM/UICC card) (SIM/UICC asks password in MT power-up and when this lock command issued) Correspond to PIN1 code
AO	BAOC (Barr All Outgoing Calls)
OI	BOIC (Barr Outgoing International Calls)
OX	BOIC-exHC (Barr Outgoing International Calls except to Home Country)
AI	BAIC (Barr All Incoming Calls)
IR	BIC-Roam (Barr Incoming Calls when Roaming outside the home country)
AB	All Barring services

<fac>	Description
FD	SIM card or active application in the UICC (GSM or USIM) fixed dialling memory feature (if PIN2 authentication has not been done during the current session, PIN2 is required as <passwd>)
PN	Network Personalization Correspond to NCK code
PU	Network sUbset Personalization Correspond to NSCK code
PP	Service Provider Personalization Correspond to SPCK code
AC	All inComing barring services
AG	All outGOing barring services

<mode>	Description
0	Unlock
1	Lock
2	Query status

<passwd>	Description
String type	Shall be the same as password specified for the facility from the MT user interface or with command Change Password +CPWD

<class>	Description
1	Voice (telephony)
2	data (refers to all bearer services; with <mode>=2 this may refer only to some bearer service if TA does not support values 16, 32, 64 and 128)
4	Fax (facsimile services)
7	1+2+4

<status>	Description
0	Not active
1	Active

Restriction

If SAT call control modifies the SS an error is return to the TE.

3.4.5 +CPWD Change password

Description	Command	Possible Response(s)
Set new password	+CPWD=<fac>,<oldpwd>,<newpwd>	+CME ERROR: <err>
Get supported values	+ CPWD =?	+CPWD: list of supported (<fac>,<pwdlength>)s +CME ERROR: <err>

Parameters

<fac>	Description
P2	SIM PIN2
AO or OI or OX or AI or IR or AB or SC	Refer Facility Lock +CLCK for description

<oldpwd> <newpd>	Description
String type	<oldpwd> shall be the same as password specified for the facility from the MT user interface or with command Change Password +CPWD and <newpwd> is the new password; maximum length of password can be determined with <pwdlength>

<pwdlength>	Description
Integer type	Maximum length of the password for the facility

3.4.6 +CLIP Calling line identification presentation

Description	Command	Possible Response(s)
Control +CLIP notification	+CLIP=[<n>]	
Get status of CLI	+CLIP?	+CLIP: <n>, <m>
Get supported values	+CLIP=?	+CLIP: (list of supported <n>s)

Parameters

<n>	Description
0	Disable +CLIP notification
1	Enable +CLIP notification

<m>	Description
0	CLIP not provisioned
1	CLIP provisioned
2	Unknown (e.g. no network, etc.)

3.4.7 +CLIR Calling line identification restriction

Description	Command	Possible Response(s)
Control +CLIR	+CLIR=[<n>]	
Get status of CLIR	+CLIR?	+CLIR: <n>, <m>
Get supported values	+CLIR=?	+CLIR: (list of supported <n>s)

Parameters

<n>	Description
0	Presentation indicator is used according to the subscription of the CLIR service
1	CLIR invocation
2	CLIR suppression

<m>	Description
0	CLIR not provisioned
1	CLIR provisioned in permanent mode
2	Unknown (e.g. no network, etc.)
3	CLIR temporary mode presentation restricted
4	CLIR temporary mode presentation allowed

3.4.8 +COLP Connected line identification presentation

Description	Command	Possible Response(s)
Control +COLP notification	+COLP=[<n>]	
Get status of COLP	+COLP?	+COLP: <n>, <m>
Get supported values	+COLP=?	+COLP: (list of supported <n>s)

Parameters

<n>	Description
0	Disable +COLP notification
1	Enable +COLP notification

<m>	Description
0	COLP not provisioned
1	COLP provisioned
2	Unknown (e.g. no network, etc.)

3.4.9 +CCFC Call forwarding number and conditions

Description	Command
Control +COLP notification	+CCFC=<reason>,<mode>[,<number>[,<type>[,<class>[,<subaddr>[,<satype>[,<
Get supported values	+CCFC=?

Parameters

<reason>	Description
0	Unconditional
1	Mobile busy
2	No reply
3	Not reachable

<reason>	Description
4	All call forwarding
5	All conditional call forwarding

<mode>	Description
0	Disable
1	Enable
2	Query status
3	Registration
4	Erasure

<number>	Description
String type	Phone number of forwarding address in format specified by <type>

<type>	Description
Integer type	Type of address

<subaddr>	Description
String type	subaddress of format specified by <satype>

<satype>	Description
Integer type	Type of subaddress

<class>	Description
1	Voice (telephony)
2	data (refers to all bearer services; with <mode>=2 this may refer only to some bearer service if TA does not support values 16, 32, 64 and 128)
4	Fax (facsimile services)
7 (Default)	1+2+4

<time>	Description
1..30	When "no reply" is enabled or queried, this gives the time in seconds to wait before call is forwarded Default value 20

<status>	Description
0	Not active
1	Active

Restriction

If SAT call control modifies the SS an error is return to the TE.

3.4.10 +CCWA Call waiting

Description	Command	Possible Response(s)
Control call waiting	+CCWA=[<n>[,<mode>[,<class>]]]	when <mode>=2 and command successful: +CCWA: <status>,<class1>[<CR><LF>+CCWA: <status>,<class2> [...]]
Get current mode	+CCWA?	+CCWA: <n>
Get supported values	+CCWA=?	+CCFC: (list of supported <reason>s)

Parameters

<n>	Description
0	Disable presentation of +CCWA
1	Enable presentation of +CCWA

<mode>	Description
0	Disable
1	Enable
2	Query status

<class>	Description
1	Voice (telephony)
2	data (refers to all bearer services; with <mode>=2 this may refer only to some bearer service if TA does not support values 16, 32, 64 and 128)
4	Fax (facsimile services)
7 (Default)	1+2+4

<status>	Description
0	Not active
1	Active

3.4.11 +CHLD Call related supplementary services

Description	Command	Possible Response(s)
Control call related services	+CHLD=[<n>]	+CME ERROR: <err>
Get supported values	+CHLD=?	[+CHLD: (list of supported <n>s)]

Parameters

<n>	Description
0	Releases all held calls or sets User Determined User Busy (UDUB) for a waiting call.
1	Releases all active calls (if any exist) and accepts the other (held or waiting) call.
1x	Releases a specific active call x
2	Places all active calls (if any exist) on hold and accepts the other (held or waiting) call.
2x	Places all active calls on hold except call X with which communication shall be supported.
3	Adds a held call to the conversation.
4	Connects the two calls and disconnects the subscriber from both calls (ECT)

<n>	Description
6	Proprietary value Swap operation (retrieves the held call and holds the active call). Not applicable for calls engaged in a multiparty operation (+CME ERROR returned)
6x	Proprietary value Retrieves the specified held call x. Not applicable for calls engaged in a multiparty operation (+CME ERROR returned)
7x	Proprietary value Holds the specified active call x. Not applicable for calls engaged in a multiparty operation (+CME ERROR returned)
8x	Proprietary value Releases the specified call x (whatever its state).
9x	Proprietary value Aborts MO speech call x setup without releasing other calls. Possible if OK result code is sent before call is connected: allowed if *PSCSSC mode = enabled and +COLP = disabled.

3.4.12 +CTFR Call deflection

Description	Command	Possible Response(s)
Deflect a MT call	+CTFR=<number>[,<type>[,<subaddr>[,<satype>]]]	+CME ERROR: <err>
Test if command is supported	+CTFR=?	

Parameters

<number>	Description
String type	Phone number

<type>	Description
Integer type	Type of address

<subaddr>	Description
String type	subaddress of format specified by <satype>

<satype>	Description
Integer type	Type of subaddress

3.4.13 +CUSD Unstructured supplementary service data

Description	Command	Possible Response(s)
Control USSD	+CUSD=[<n>[,<str>[,<dc>]]]	+CME ERROR: <err>
Get current mode	+CUSD?	+CUSD: <n>
Get supported values	+CUSD=?	+CUSD: (list of supported <n>s)

Parameters

<n>	Description
0	Disable the result code presentation to the TE
1	Enable the result code presentation to the TE
2	Cancel session (not applicable to read command response)

<str>	Description
String type	USSD-string

<dc>	Description
Integer type	Cell Broadcast Data Coding Scheme Default value: 0

Restriction

If SAT call control modifies the USSD an error is return to the TE.

Clarification

When TE sends an USSD to the network, the OK result code is sent before the response of the network. When network answers, the response will be sent as an URC (as if it was a network initiated operation, in case of error +CUSD: 4 will be sent).

This allows the link not to be blocked for a long time (the network can take a long time to answer a USSD request initiated by the TE).

The USSD session can be aborted using command at+cud=2.

3.4.14 +CAOC Advice of Charge

Description	Command	Possible Response(s)
Control AOC notification	+CAOC[=<mode>]	[+CAOC: <ccm>] +CME ERROR: <err>
Get current mode	+CAOC?	+CAOC: <mode>
Get supported values	+CAOC=?	[+CAOC: (list of supported <mode>s)]

Parameters

<mode>	Description
0	query CCM value
1	Deactivate the unsolicited reporting of CCM value
2	Activate the unsolicited reporting of CCM value

<ccm>	Description
String type	Three bytes of the current call meter value in hexadecimal format (e.g. "00001E" indicates decimal value 30); value is in home units and bytes are similarly coded as ACMmax value in the SIM card or in the active application in the UICC (GSM or USIM)

3.4.15 +CSSN Supplementary service notifications

Description	Command	Possible Response(s)
SS notification control	+CSSN=[<n>[,<m>]]	
Get current mode	+CSSN?	+CSSN: <n>,<m>
Get supported values	+CSSN=?	+CSSN: (list of supported <n>s),(list of supported <m>s)

Parameters

<n>	Description
0 (default)	Disable presentation of +CSSI
1	Enable presentation of +CSSI

<m>	Description
0 (default)	Disable presentation of +CSSU
1	Enable presentation of +CSSU

3.4.16 +CLCC List current calls

Description	Command	Possible Response(s)
SS notification control	+CLCC	[+CLCC: <id1>,<dir>,<stat>,<mode>,<mpty>[,<number>,<type>[,<alpha>]]][<CR><LF>+CLCC: <id2>,<dir>,<stat>,<mode>,<mpty>[,<number>,<type>[,<alpha>]]][...]] +CME ERROR: <err>
Test if command is supported	+CLCC=?	

Parameters

<idx>	Description
1..7	Call identification number This number can be used in +CHLD command operations

<dir>	Description
0	Mobile originated (MO) call
1	Mobile terminated (MT) call

<stat>	Description
0	Active
1	Held
2	Dialing (MO call)
3	Alerting (MO call)
4	Incoming (MT call)
5	Waiting (MT call)

<mode>	Description
0	Voice
1	Data
2	Fax

<mpty>	Description
0	Call is not one of multiparty (conference) call parties
1	Call is one of multiparty (conference) call parties

<number>	Description
String type	Phone number

<type>	Description
Integer type	Type of address

<Alpha>	Description
String type	Alphanumeric representation of <number> corresponding to the entry found in phonebook; used character set should be the one selected with +CSCS

3.4.17 +CPOL Preferred PLMN list

Description	Command	Possible Response(s)
Write an entry in list of preferred PLMNs	+CPOL=[<index>][,<format>[,<oper>[,<GSM_AcT>,<GSM_Compact_AcT>,<UTRAN_AcT>]]]	+CME ERROR: <err>
List all entries	+CPOL?	+CPOL: <index1>,<format>,<oper1>[,<GSM_AcT1>,<GSM_Compact_AcT1>,<UTRAN_AcT1>][<CR><LF>+CPOL: <index2>,<format>,<oper2>[,<GSM_AcT2>,<GSM_Compact_AcT2>,<UTRAN_AcT2>][...]] +CME ERROR: <err>
Get supported values	+CPOL=?	+CPOL: (list of supported <index>s),(list of supported <format>s) +CME ERROR: <err>

Parameters

<index>	Description
Integer type	The order number of operator in the SIM/USIM preferred operator list

<format>	Description
0	Long format alphanumeric <oper>
1	Short format alphanumeric <oper>
2	Numeric <oper>

<opern>	Description
String type	<format> indicates if the format is alphanumeric or numeric (see +COPS)

<GSM_AcTn>	Description
0	Access technology not selected
1	Access technology selected

<GSM_Compact_AcTn>	Description
0	Access technology not selected

<UTRAN_AcTn>	Description
0	Access technology not selected
1	Access technology selected

Clarification

Note: <GSM_AcT>, <GSM_Compact_AcT> and <UTRAN_AcT> appears in 27.007 Release 5.

3.4.18 +CPLS Selection of preferred PLMN list

Description	Command	Possible Response(s)
Select the list of preferred PLMN for CPOL	+CPLS=<list>	+CME ERROR: <err>
Get current list	+CPLS?	+CPLS: <list> +CME ERROR: <err>
Get supported values	+CPLS=?	+CPLS: (list of supported <list>s) +CME ERROR: <err>

Parameters

<list>	Description
0	User controlled PLMN selector with Access Technology EFPLMNwAcT, if not found in the SIM/UICC then PLMN preferred list EFPLMNsel (this file is only available in SIM card or GSM application selected in UICC)
1	Operator controlled PLMN selector with Access Technology EFOPLMNwAcT

Clarification

Note: This command appears in 27.007 Release 5, but SIM files EFPLMNwAcT, EFOPLMNwAcT exists in Release 99.

3.4.19 +COPN Read operator names

Description	Command	Possible Response(s)
Get list of operator name	+COPN	+COPN: <numeric1>,<alpha1>[<CR><LF>+COPN: <numeric2>,<alpha2>[...]] +CME ERROR: <err>
Test if command is supported	+COPN=?	

Parameters

<numeric>	Description
String type	Operator in numeric format (see +COPS)

<alphan>	Description
String type	Operator in long alphanumeric format (see +COPS)

3.5 Network service related result codes

3.5.1 +CREG Network registration

Description	Result code
Network registration status change event	+CREG: <stat>[,<lac>,<ci>]

Parameters

Refer to +CREG command description.

3.5.2 +CLIP Calling Line Identification Presentation

Description	Result code
Calling Line Identification Presentation	+CLIP: <number>,<type>[,<subaddr>,<satype>[,<alpha>][,<CLI validity>]]

Parameters

<number>	Description
String type	Phone number

<type>	Description
Integer type	Type of address

<subaddr>	Description
String type	subaddress of format specified by <satype>

<satype>	Description
Integer type	Type of subaddress

<Alpha>	Description
String type	Alphanumeric representation of <number> corresponding to the entry found in phonebook; used character set should be the one selected with +CSCS

<CLI validation>	Description
0	CLI valid
1	CLI has been withheld by the originator
2	CLI is not available due to interworking problems or limitations of originating network

3.5.3 +COLP Connected line identification presentation

Description	Result code
Connected Line Identification Presentation	+COLP: <number>,<type> [,<subaddr>,<satype> [,<alpha>]]

Parameters

<number>	Description
String type	Phone number

<type>	Description
Integer type	Type of address

<subaddr>	Description
String type	subaddress of format specified by <satype>

<satype>	Description
Integer type	Type of subaddress

<alpha>	Description
String type	Alphanumeric representation of <number> corresponding to the entry found in phonebook; used character set should be the one selected with +CSCS

3.5.4 +CCWA Calling Line Identification Presentation

Description	Result code
Call waiting notification	+CCWA: <number>,<type>,<class>,[<alpha>][,<CLI validity>[,<subaddr>,<satype>]]

Parameters

<number>	Description
String type	Phone number

<type>	Description
Integer type	Type of address

<subaddr>	Description
String type	subaddress of format specified by <satype>

<satype>	Description
Integer type	Type of subaddress

<Alpha>	Description
String type	Alphanumeric representation of <number> corresponding to the entry found in phonebook; used character set should be the one selected with +CSCS

<class>	Description
1	Voice (telephony)

<class>	Description
2	data (refers to all bearer services; with <mode>=2 this may refer only to some bearer service if TA does not support values 16, 32, 64 and 128)
4	Fax (facsimile services)
7 (Default)	1+2+4

<CLI validation>	Description
0	CLI valid
1	CLI has been withheld by the originator
2	CLI is not available due to interworking problems or limitations of originating network

3.5.5 +CUSD Unstructured supplementary service data

Description	Result code
USSD response from the network, or network initiated operation	+CUSD: <m>[,<str>,<dcs>]

Parameters

<n>	Description
0	No further user action required (network initiated USSD Notify, or no further information needed after mobile initiated operation)
1	Further user action required (network initiated USSD Request, or further information needed after mobile initiated operation)
2	USSD terminated by network
4	Operation not supported
5	Network time out

<str>	Description
String type	USSD-string

<dc>	Description
Integer type	Cell Broadcast Data Coding Scheme Default value: 0

Clarification

Refer to +CUSD command description.

3.5.6 +CCCM Current Call Meter

Description	Result code
CCM value	+CCCM: <ccm>

Parameters

<ccm>	Description
String type	Three bytes of the current call meter value in hexadecimal format (e.g. "00001E" indicates decimal value 30); value is in home units and bytes are similarly coded as ACMmax value in the SIM card or in the active application in the UICC (GSM or USIM)

Clarification

This unsolicited result code is sent whenever the CCM value changes, but not more than once every 10s. This URC is activated when CAOC is in mode 2.

3.5.7 +CSSI Supplementary service notifications

Description	Result code
SS notification for MO call	+CSSI: <code1>

Parameters

<code1>	Description
0	Unconditional call forwarding is active
1	Some of the conditional call forwardings are active
2	Call has been forwarded
3	Call is waiting
5	Outgoing calls are barred
6	Incoming calls are barred

<code1>	Description
7	CLIR suppression rejected
8	Call has been deflected

3.5.8 +CSSU Supplementary service notifications

Description	Result code
SS notification	+CSSU: <code2>

Parameters

<code2>	Description
0	This is a forwarded call (MT call setup)
2	Call has been put on hold (during a voice call)
3	Call has been retrieved (during a voice call)
4	Multiparty call entered (during a voice call)
5	Call on hold has been released (this is not a SS notification) (during a voice call)
7	Call is being connected (alerting) with the remote party in alerting state in explicit call transfer operation (during a voice call)
8	Call has been connected with the other remote party in explicit call transfer operation (during a voice call or MT call setup)
9	This is a deflected call (MT call setup)

3.6 Control and status commands

3.6.1 +CPAS Phone activity status

Description	Command	Possible Response(s)
Get activity status	+CPAS	+CPAS: <pas> +CME ERROR: <err>
Get supported values	+CPAS=?	+CPAS: (list of supported <pas>s) +CME ERROR: <err>

Parameters

<pas>	Description
0	Ready (MT allows commands from TA/TE)
2	Unknown (MT is not guaranteed to respond to instructions)
3	Ringing (MT is ready for commands from TA/TE, but the ringer is active)
4	Call in progress (MT is ready for commands from TA/TE, but a call is in progress)

3.6.2 +CFUN Set phone functionality

Description	Command	Possible Response(s)
Select the level of functionality	+CFUN=[<fun>[,<rst>]]	+CME ERROR: <err>
Get current level	+CFUN?	+CFUN: <fun> +CME ERROR: <err>
Get supported values	+CFUN=?	+CFUN: (list of supported <fun>s), (list of supported <rst>s) +CME ERROR: <err>

Parameters

<fun>	Description
1	Full functionality
4	Disable phone both transmit and receive RF circuits
omitted	Use previous value

<rst>	Description
0 (default)	Do not reset the MT before setting it to <fun> power level
1	Reset the MT before setting it to <fun> power level

Clarification

AT+CFUN=1,1 generates a blocking defense to reset the mobile. "OK" result code will appear after reset has been completed. (AT+CFUN=1,1 has no effect on radio on/off, it leaves it as the same state it was before reset).

AT+CFUN=1,0 request a radio on and memorize in non-volatile memory <fun> level.

AT+CFUN=4,0 request a radio off and memorize in non-volatile memory <fun>

level.

At next switch on, ME will be started with the <fun> level of the last +CFUN (i.e radio on or off). This allows TE to have control on radio on/off.

3.6.3 +CPIN Enter PIN

Description	Command	Possible Response(s)
Send password to MT	+CPIN=<pin>[,<newpin>]	+CME ERROR: <err>
Check if a password is expected	+CPIN?	+CPIN: <code> +CME ERROR: <err>
Test if command is supported	+CPIN=?	

Parameters

<code>	Description
READY	MT is not pending for any password
SIM PIN	MT is waiting SIM PIN to be given
SIM PUK	MT is waiting SIM PUK to be given
SIM PIN2	MT is waiting SIM PIN2 to be given This <code> is returned only when the last executed command resulted in PIN2 authentication failure (i.e. +CME ERROR: 17). If PIN2 is not entered right after the failure, MT does not block its operation
SIM PUK2	MT is waiting SIM PUK2 to be given This <code> is returned only when the last executed command resulted in PUK2 authentication failure (i.e. +CME ERROR: 18). If PUK2 and new PIN2 are not entered right after the failure, MT does not block its operation
PH-NET PIN	MT is waiting network personalization password to be given Correspond to NCK code
PH-NETSUB PIN	MT is waiting network subset personalization password to be given Correspond to NSCK code
PH-SP PIN	MT is waiting service provider personalization password to be given Correspond to SPCK code
PH-CORP PIN	MT is waiting corporate personalization password to be given Correspond to CCK code

Clarification

When the pin code is required, the error result code is a CMS ERROR for the AT

commands that belong to the 27.005 and a CME ERROR for all the other AT commands

3.6.4 +CPWC Power class

Description	Command	Possible Response(s)
Set power class for corresponding band	+CPWC=[<class>[,<band>]]	+CME ERROR: <err>
Get the list of current and default power class for each supported band	+CPWC?	+CPWC: <curr_class1>,<def_class1>,<band1> [,<curr_class2>,<def_class2>,<band2> [...]] +CME ERROR: <err>
Get supported values	+CPWC=?	+CPWC: list of supported (<band>,(list of <class>s)) pairs +CME ERROR: <err>

Parameters

<class> <curr_classn>s <def_classn>s	Description
Integer type	0 default (not applicable to <curr_class>s or <def_classn>s) 1... MT output power class as in GSM 45.005 [38]

<class> <bandn>s	Description
Integer type	Frequency band, one of the following : 0 GSM900 1 GSM1800 2 GSM1900 3 GSM 400

3.6.5 +CSQ Signal Quality

Description	Command	Possible Response(s)
Get signal information	+CSQ	+CSQ: <rsqi>,<ber> +CME ERROR: <err>

Description	Command	Possible Response(s)
Get supported values	+CSQ=?	+CSQ: (list of supported <rssi>s),(list of supported <ber>s)

Parameters

<rssi>	Description
0..31	From -113 dBm or less to -51 dBm or greater
99	Not known or not detectable

<ber>	Description
0..7	As RXQUAL values in the table in TS 45.008 [20] subclause 8.2.4
99	Not known or not detectable

Clarification

The <ber> is provided only in online mode.

3.6.6 +CMEC Mobile Termination control mode

Description	Command	Possible Response(s)
Select equipment	+CMEC=[<keyp>[,<disp>[,<ind>]]]	+CME ERROR: <err>
Get current settings	+CMEC?	+CMEC: <keyp>,<disp>,<ind>
Get supported values	+CMEC=?	+CMEC: (list of supported <keyp>s),(list of supported <disp>s),(list of supported <ind>s)

Parameters

<keyp>	Description
0	MT can be operated only through its keypad (execute command of +CKPD cannot be used)

<disp>	Description
0	Only MT can write to its display (command +CDIS can only be used to read the display)

<ind>	Description
0	Only MT can set the status of its indicators (command +CIND can only be used to read the indicators)

3.6.7 +CIND Indicator control

Description	Command	Possible Response(s)
Set MT indicators	+CIND=[<ind>[,<ind>[,...]]]	+CME ERROR: <err>
Get MT indicator status	+CIND?	+CIND: <ind>[,<ind>[,...]] +CME ERROR: <err>
Get supported values	+CIND=?	+CIND: (<descr>,(list of supported <ind>s) [,<descr>,(list of supported <ind>s)][,...]) +CME ERROR: <err>

Parameters

<ind>	Description
Integer type	Range of corresponding <descr>

<descr>	Description
"battchg"	Battery charge level (0 5)
"signal"	Signal quality (0 5)
"service"	Service availability (0 1)
"message"	Message received (0 1)
"call"	Call in progress (0-1)
"roam"	Roaming indicator (0-1)
"smsfull"	A short message memory storage in the MT has become full (1), or memory locations are available (0)

Restriction

It is impossible to set indicator controls.

3.6.8 +CMER Mobile Termination event reporting

Description	Command	Possible Response(s)
Control URC notifications	+CMER=[<mode>[,<keyp>[,<disp>[,<ind>[,<bfr>]]]]]	+CME ERROR: <err>
Get current settings	+CMER?	+CMER: <mode>,<keyp>,<disp>,<ind>,<bfr>
Get supported values	+CMER=?	+CMER: (list of supported <mode>s),(list of supported <keyp>s),(list of supported <disp>s),(list of supported <ind>s),(list of supported <bfr>s)

Parameters

<mode>	Description
0	Buffer unsolicited result codes in the TA; if TA result code buffer is full, codes can be buffered in some other place or the oldest ones can be discarded
1	Discard unsolicited result codes when TA TE link is reserved (e.g. in on line data mode); otherwise forward them directly to the TE
omitted	Use previous value

<keyp>	Description
0	No keypad event reporting

<disp>	Description
0	No display event reporting

<ind>	Description
0 (default)	No indicator event reporting

<ind>	Description
1	Indicator event reporting using result code +CIEV: <ind>,<value>. <ind> indicates the indicator order number (as specified for +CIND) and <value> is the new value of indicator.
2	Indicator event reporting using result code +CIEV: <ind>,<value>. All indicator events shall be directed from TA to TE

<bfr>	Description
0	TA buffer of unsolicited result codes defined within this command is cleared when <mode> 1...3 is entered

3.6.9 +CPBS Select phonebook memory storage

Description	Command	Possible Response(s)
Select phonebook memory storage	+CPBS=<storage>	+CME ERROR: <err>
Get current memory storage status	+CPBS?	+CPBS: <storage>[,<used>,<total>] +CME ERROR: <err>
Get supported storages	+CPBS=?	+CPBS: (list of supported <storage>s)

Parameters

<storage>	Description
DC	MT dialled calls list (+CPBW may not be applicable for this storage)
EN	SIM/USIM (or MT) emergency number (+CPBW is not be applicable for this storage)
FD	SIM/USIM fixed dialling phonebook. If a SIM card is present or if a UICC with an active GSM application is present, the information in EFFDN under DFTelecom is selected. If a UICC with an active USIM application is present, the information in EFFDN under ADFUSIM is selected.
MC	MT missed (unanswered received) calls list (+CPBW may not be applicable for this storage)

<storage>	Description
ON	SIM (or MT) own numbers (MSISDNs) list (reading of this storage may be available through +CNUM also). When storing information in the SIM/UICC, if a SIM card is present or if a UICC with an active GSM application is present, the information in EFMSISDN under DFTelecom is selected. If a UICC with an active USIM application is present, the information in EFMSISDN under ADFUSIM is selected.
RC	MT received calls list (+CPBW may not be applicable for this storage)
SM (default)	SIM/UICC phonebook. If a SIM card is present or if a UICC with an active GSM application is present, the EFADN under DFTelecom is selected. If a UICC with an active USIM application is present, the global phonebook, DFPHONEBOOK under DFTelecom is selected.
AP	Selected application phonebook. If a UICC with an active USIM application is present, the application phonebook, DFPHONEBOOK under ADFUSIM is selected

<used>	Description
Integer type	Value indicating the number of used locations in selected memory

<total>	Description
Integer type	Value indicating the total number of locations in selected memory

Clarification

"SM" corresponds to SIM/UICC phonebook (global phonebook) If a SIM card is present or if a UICC with an active GSM application is present, the EFADN under DFTelecom is selected. If a UICC with an active USIM application is present, the global phonebook, DFPHONEBOOK under DFTelecom is selected.

"AP" corresponds to selected application phonebook (local phonebook). If a UICC with an active USIM application is present, the application phonebook, DFPHONEBOOK under ADFUSIM is selected.

3.6.10 +CPBR Read phonebook entries

Description	Command	Possible Response(s)
Read entries	+CPBR=<index1>[,<index2>]	[+CPBR: <index1>,<number>,<type>,<text>[,<hidden>][,<group>][,<adnumber>][,<adtype>][,<secondtext>][,<email>]] [[...]] <CR><LF>+CPBR:<index2>,<number>,<type>,<text> [,<hidden>][,<group>][,<adnumber>][,<adtype>][,<secondtext>][,<email>]]] +CME ERROR: <err>
Get location ranges	+CPBR=?	+CPBR: (list of supported<index>s),[<nlength>][,<tlength>],[<glength>],[<slength>],[<elength>] +CME ERROR: <err>

Parameters

<indexn>	Description
Integer type	Values in the range of location numbers of phonebook memory

<number>	Description
String type	Phone number of format <type>

<type>	Description
Integer type	Type of address

<text>	Description
String type	Field of maximum length <tlength>; Character set as specified by +CSCS

<hidden>	Description
0	Phonebook entry not hidden
1	Phonebook entry hidden

<group>	Description
String type	Field of maximum length <glength>; Character set as specified by +CSCS

<adnumber>	Description
String type	Field of maximum length <slength>; Character set as specified by +CSCS

<adtype>	Description
Integer type	Type of address

<secondtext>	Description
String type	Field of maximum length <slength>; Character set as specified by +CSCS

<email>	Description
String type	Field of maximum length <elength>; Character set as specified by +CSCS

<nlength>	Description
Integer type	Value indicating the maximum length of field <number>

<tlength>	Description
Integer type	Value indicating the maximum length of field <text>

<glength>	Description
Integer type	Value indicating the maximum length of field <group>

<slength>	Description
Integer type	Value indicating the maximum length of field <secondtext>

<elength>	Description
Integer type	Value indicating the maximum length of field <email>

<oper>	Description
String type	Refer to [27.007]

Clarification

Only first <group>, <adnumber>, <adtype>, <secondtext>, <email> are returned with the command.

Some proprietary commands are implemented to fully manage 3G phonebook.

3.6.11 +CPBF Find phonebook entries

Description	Command	Possible Response(s)
Find entries	+CPBF=<findtext>	[+CPBF: <index1>, <number>, <type>, <text> [, <hidden>] [, <group>] [, <adnumber>] [, <adtype>] [, <secondtext>] [, <email>]] [[...]] <CR><LF>+CPBF:<index2>, <number>, <type>, <text> [, <hidden>] [, <group>] [, <adnumber>] [, <adtype>] [, <secondtext>] [, <email>]]] +CME ERROR: <err>
Get location ranges	+CPBR=?	+CPBF: [<nlength>], [<tlength>], [<glength>], [<slength>], [<elength>] +CME ERROR: <err>

Parameters

<findtext>	Description
String type	Field of maximum length <tlength>; Character set as specified by +CSCS

For other parameters: refer to +CPBR command.

Clarification

Only first <group>, <adnumber>, <adtype>, <secondtext>, <email> are returned with the command.

Some proprietary commands are implemented to fully manage 3G phonebook.

3.6.12 +CPBW Write phonebook entry

Description	Command	Possible Response(s)
Write entry	+CPBW=[<index>][,<number>[,<type>[,<text>[,<group>[,<adnumber>[,<adtype>[,<secondtext>[,<email>[,<hidden>]]]]]]]]]]	+CME ERROR: <err>
Get location ranges and supported values	+CPBW=?	+CPBW: (list of supported <index>s), [<nlength>], (list of supported <type>s), [<tlength>], [<glength>], [<slength>], [<elength>] +CME ERROR: <err>

Parameters

<index>	Description
0.999	Field of maximum length <tlength>; Character set as specified by +CSCS

For other parameters: refer to +CPBR command.

Clarification

Only first <group>, <adnumber>, <adtype>, <secondtext>, <email> are returned with the command.

Some proprietary commands are implemented to fully manage 3G phonebook.

3.6.13 +CCLK Clock

Description	Command	Possible Response(s)
Set time	+CCLK=<time>	+CME ERROR: <err>
Get current time	+CCLK?	+CCLK: <time> +CME ERROR: <err>
Test if command is supported	+CCLK=?	

Parameters

<time>	Description
String type	Format is "yy/MM/dd, hh:mm:ss±zz", where characters indicate year (two last digits), month, day, hour, minutes, seconds and time zone (indicates the difference, expressed in quarters of an hour, between the local time and GMT; range 47...+48). E.g. 6th of May 1994, 22:10:00 GMT+2 hours equals to "94/05/06,22:10:00+08"

3.6.14 +CSIM Generic SIM access

Description	Command	Possible Response(s)
Send command to SIM	+CSIM=<length>,<command>	+CSIM: <length>,<response> +CME ERROR: <err>
Test if command is supported	+CSIM=?	

Parameters

<length>	Description
Integer type	Length of the characters that are sent to TE in <command> or <response> (two times the actual length of the command or response)

<command>	Description
String type	Command passed on by the MT to the SIM in the format as described in GSM 51.01 Hexadecimal character format

<response>	Description
String type	Response to the command passed on by the SIM to the MT in the format as described in GSM 51.01 Hexadecimal character format

Clarification

SIM commands RUN GSM ALGORITHM, TERMINAL PROFILE, ENVELOPE, FETCH and TERMINAL RESPONSE are not supported.

Whatever +CSCS setting, format of <command> and <response> is always hexadecimal. (AT+CSCS="HEX" is not supported)

3.6.15 +CRSM Restricted SIM access

Description	Command	Possible Response(s)
Send command to SIM	+CRSM=<command>[,<fileid>[,<P1>,<P2>,<P3>[,<data>]]]	+CRSM: <sw1>,<sw2>[,<response>] +CME ERROR: <err>
Test if command is supported	+CRSM=?	

Parameters

<command>	Description
176 (READ BINARY)	Read a transparent EF Transparent file greater than 256 bytes are not supported: →P1 shall always be 0 (ERROR otherwise). →P2 shall be in the range 0-256
178 (READ RECORD)	Read a record Only P2="04" (absolute mode) is supported (Other modes seems not to be useful).
192 (GET RESPONSE)	Get response If <fileid> is not provided, the command applies to the last selected file
214 (UPDATE BINARY)	Read a transparent EF Only P1="00" and P2="00" is supported
220 (UPDATE RECORD)	Update a record Only P2="03" (previous mode) is allowed for updates on cyclic file (refer to [51.011]). For linear files, SAP only supports mode P2="04" (absolute).
242 (STATUS)	Status If <fileid> is not provided, the command applies to the last selected file ATP must memorise Fileid of the last command (3F00 at the initialization of ATP, by default). Moreover, v_LengthPattern = 0

<fileid>	Description
Integer type	Identifier of a elementary datafile on SIM. Mandatory for every command except STATUS

<P1> <P2> <P3>	Description
Integer type	Parameters passed on by the MT to the SIM. These parameters are mandatory for every command, except GET RESPONSE and STATUS

<data>	Description
String type	Information which shall be written to the SIM Hexadecimal character format

<sw1> <sw2>	Description
Integer type	Information from the SIM about the execution of the actual command. These parameters are delivered to the TE in both cases, on successful or failed execution of the command

<response>	Description
String type	Response of a successful completion of the command previously issued. STATUS and GET RESPONSE return data, which gives information about the current elementary datafield. After READ BINARY, READ RECORD command the requested data will be returned. <response> is not returned after a successful UPDATE BINARY, UPDATE RECORD or SET DATA command Hexadecimal character format

3.6.16 +CRSL Ringer sound level

Description	Command	Possible Response(s)
Set incoming call ringer sound level	+CRSL=<level>	+CME ERROR: <err>
Get current level	+CRSL?	+CRSL: <level> +CME ERROR: <err>
Get supported values	+CRSL=?	+CRSL: (list of supported <level>s) +CME ERROR: <err>

Parameters

<level>	Description
0..3	Level range

3.6.17 +CLVL Loudspeaker volume level

Description	Command	Possible Response(s)
Set sound speaker level	+CLVL=<level>	+CME ERROR: <err>
Get current level	+CLVL?	+CLVL: <level> +CME ERROR: <err>
Get supported values	+CLVL=?	+CLVL: (list of supported <level>s) +CME ERROR: <err>

Parameters

<level>	Description
1..10	Level range

3.6.18 +CMUT Mute control

Description	Command	Possible Response(s)
Mute/unmute call	+CMUT=<n>	+CME ERROR: <err>
Get current mode	+CMUT?	+CMUT: <n> +CME ERROR: <err>
Get supported values	+CMUT=?	+CMUT: (list of supported <n>s)

Parameters

<n>	Description
0	Mute off
1	Mute on

3.6.19 +CACM Accumulated call meter

Description	Command	Possible Response(s)
Reset ACM	+CACM=[<passwd>]	+CME ERROR: <err>

Description	Command	Possible Response(s)
Get current ACM	+CACM?	+CACM: <acm> +CME ERROR: <err>
Test if command is supported	+CACM=?	

Parameters

<passwd>	Description
String type	SIM PIN2

<acm>	Description
String type	Accumulated call meter value similarly coded as <ccm> under +CAOC

3.6.20 +CAMM Accumulated call meter maximum

Description	Command	Possible Response(s)
Set ACMmax	+CAMM=[<acmmax>[,<passwd>]]	+CME ERROR: <err>
Get current ACMmax	+CAMM?	+CAMM: <acm> +CME ERROR: <err>
Test if command is supported	+CAMM=?	

Parameters

<acmmax>	Description
String type	Accumulated call meter maximum value similarly coded as <ccm> under +CAOC; value zero disables ACMmax feature

<passwd>	Description
String type	SIM PIN2

3.6.21 +CPUC Price per unit and currency table

Description	Command	Possible Response(s)
Set price per unit and currency	+CPUC=<currency>,<ppu>[,<passwd>]	+CME ERROR: <err>
Get current currency and price per unit	+CPUC?	+CPUC: <currency>,<ppu> +CME ERROR: <err>
Test if command is supported	+CPUC=?	

Parameters

<currency>	Description
String type	Three-character currency code (e.g. "GBP", "DEM"); character set as specified by command +CSCS

<ppu>	Description
String type	Price per unit; dot is used as a decimal separator (e.g. "2.66")

<passwd>	Description
String type	SIM PIN2

3.6.22 +CCWE Call Meter maximum event

Description	Command	Possible Response(s)
Set call meter mode max event	+CCWE=<mode>	+CME ERROR: <err>
Get current mode	+CCWE?	+CCWE: <mode> +CME ERROR: <err>
Get supported modes	+CCWE=?	+CCWE: (list of supported <mode>s) +CME ERROR: <err>

Parameters

<mode>	Description
0	Disable the call meter warning event +CCWV
1	Enable the call meter warning event +CCWV

3.6.23 +CLAN Set Language

escription	Command	Possible Response(s)
Set language	+CLAN=<code>	+CME ERROR: <err>
Get current mode	+CLAN?	+CLAN: <code> +CME ERROR: <err>
Get supported modes	+CLAN=?	+CLAN:(list of supported <code>s) +CME ERROR: <err>

Parameters

<code>	Description
String type	Language coded in ISO 639 format. "AUTO" and non volatile memory supported 2 letters. For example "en" for English.

3.6.24 +CSGT Set Greeting Text

Description	Command	Possible Response(s)
Set greeting text	+CSGT=<mode>[,<text>]	+CME ERROR: <err>
Get current values	+CSGT?	+CSGT: <text>, <mode> +CME ERROR: <err>
Get supported values	+CSGT=?	+CSGT:(list of supported <mode>s),<ltext> +CME ERROR: <err>

Parameters

<mode>	Description
0	Turn off greeting text
1	Turn on greeting text

<text>	Description
String type	A free text that shall be displayed

<ltext>	Description
Integer type	Maximum number of character in <text>

Clarification

This command only updates the greeting text (in SIM card or EEPROM).

The mode is not stored in non-volatile memory, therefore:

- Setting the mode to 0, even with a text as parameter is equivalent to setting the mode to 1 with an empty string (the greeting text is lost)
- The test command returns 1 if and only if the saved text is not empty (in other words +CSGT=1, then +CSGT? returns 0)

3.6.25 +CSVM Set Voice Mail Number

Description	Command	Possible Response(s)
Set voice mailbox number	+CSVM=<mode>[,<number>[,<type>]]	+CME ERROR: <err>
Get current voice mailbox number	+CSVM?	+CSVM:<mode>,<number>,<type> +CME ERROR: <err>
Get supported values	+CSVM=?	+CSVM: (list of supported mode>s), (list of supported <type>s) +CME ERROR: <err>

Parameters

<mode>	Description
0	Disable the voice mail number i.e delete the voice mailbox number
1	Enable the voice mail number

<number>	Description
String type	Character string <0..9,+>

<type>	Description
Integer type	Type of address (129 or 145)

3.6.26 +CRMP Ring Melody Playback

Description	Command	Possible Response(s)
Play ring melody	+CRMP=<call type>[,<volume>[,<type>,<index>]]	+CME ERROR: <err>
Get supported values	+CRMP=?	+CRMP: (list of supported <call type>s),(list of supported <volume>s),(<type0>),(list of supported <index>s)[<CR><LF> +CRMP: (list of supported <call type>s),(list of supported <volume>s),(<type1>),(list of supported <index>s) +CME ERROR: <err>

Parameters

<calltype>	Description
0	Manufacturer specific

<volume>	Description
1..3	volume

<type>	Description
0	Manufacturer defined

<index>	Description
1..10	Index
11	Correspond to vibrator mode

Clarification

If a melody is played, it's just played for 10 sec., then stopped.

3.6.27 +CLAC List all available AT commands

Description	Command	Possible Response(s)
List all commands	+CLAC	<AT Command1>[<CR><LF><AT Command2>[...]] +CME ERROR: <err>
Test if command is supported	+CLAC=?	+CME ERROR: <err>

3.6.28 +CALA Set alarm time

Command	Possible Response(s)
+CALA=<time>[,<n>[,<type>[,<text>[,<recurr>[,<silent>]]]]]	+CME ERROR: <err>
+CALA?	[+CALA: <time>,<n1>[,<recurr>] [<CR><LF>+CALA: <time>,<n2>[,<recurr>] [...]]] +CME ERROR: <err>
+CALA=?	+CALA: (list of supported <n>s),<tlength>,<rlength>,(list of supported <silent>s) +CME ERROR: <err>

Parameters

<time>	Description
07/04/11,11:34:25	internal clock (Cf. +CCLK) string type "hh:mm:ss" if <recurr> is present or "yy/mm/dd,hh:mm:ss" if not.

<n>, <n1>, <n2>	Description
1,2...	index of the alarm (range 1 to 5 for now).

<recurr>	Description
"0","1"... "7"	string type value indicating day of week for the alarm in one of the following formats: "<1..7>[,<1..7>[...]]" – Sets a recurrent alarm for one or more days in the week. The digits 1 to 7 corresponds to the days in the week, Monday (1), ..., Sunday (7). Example: The string "1,2,3,4,5" may be used to set an alarm for all weekdays. "0" – Sets a recurrent alarm for all days in the week

Clarification

Set command sets an alarm time in the MT. If setting fails in an MT error, +CME ERROR: <err> is returned. To set up a recurrent alarm for one or more days in the week, the <recurr>-parameter may be used.

When an alarm is timed out and executed, the unsolicited result code +CALV: <n> is always returned. Read command returns the list of current active alarm settings in the MT. Test command returns supported array index values, alarm types, and maximum length of the text to be displayed.

3.6.29 +CALD Delete alarm

Command	Possible Response(s)
+CALD=<n>	+CME ERROR: <err>
+CALD=?	+CALD: (list of supported <n>s) +CME ERROR: <err>

Parameters

<n>	Description
1,2...	integer type value indicating the index of the alarm; default is manufacturer specific

Clarification

Action command deletes an alarm in the MT. If the command fails in an MT error, +CME ERROR: <err> is returned. Test command returns supported array index values.

3.7 Control and status result codes

3.7.1 +CCWV Call Meter warning value

Description	Result code
Call meter warning value	+CCWV

Parameters

<ccm>	Description
String type	Three bytes of the current call meter value in hexadecimal format (e.g. "00001E" indicates decimal value 30); value is in home units and bytes are similarly coded as ACMmax value in the SIM card or in the active application in the UICC (GSM or USIM)

Clarification

This warning will be triggered shortly before the ACM (Accumulated Call Meter) maximum value is reached, an unsolicited result code +CCWV will be sent, if enabled by +CCWE command. The warning is issued approximately when 30 seconds call time remains. It is also issued when starting a call if less than 30 seconds call time remains.

3.7.2 +CIEV Indicator event report

Description	Result code
Event report	+CIEV: <ind>,<value>

Parameters

<ind>	Description
0	battchg
1	signal

<value>	Description
0..5	Range of value for <ind>=0
0..4	Range of value for <ind>=1

3.8 Mobile Termination error control

3.8.1 +CMEE Report Mobile Equipment error

Description	Command	Possible Response(s)
Set error mode	+CMEE=[<n>]	
Get current mode	+CMEE?	+CMEE: <n>
Get supported values	+CMEE=?	+CMEE: (list of supported <n>s)

Parameters

<mode>	Description
0	Disable +CME ERROR: <err> result code and use ERROR instead
1	Enable +CME ERROR: <err> result code and use numeric <err>
2	Enable +CME ERROR: <err> result code and use verbose <err> values

3.9 Mobile Termination error result code

3.9.1 +CME ERROR

Description	Result code
Error type	+CME ERROR: <err>

General error

Numeric mode	Verbose Mode
0	Phone failure
1	No connection to phone
2	Phone-adaptor link reserved
3	Operation not allowed
4	Operation not supported
5	PH-SIM PIN required
6	PH-FSIM PIN required
7	PH-FSIM PUK required
10	SIM not inserted (Note)

Numeric mode	Verbose Mode
11	SIM PIN required
12	SIM PUK required
13	SIM failure (Note)
14	SIM busy (Note)
15	SIM wrong (Note)
16	Incorrect password
17	SIM PIN2 required
18	SIM PUK2 required
20	Memory full
21	Invalid index
22	Not found
23	Memory failure
24	Text string too long
25	Invalid characters in text string
26	Dial string too long
27	Invalid characters in dial string
30	No network service
31	Network timeout
32	Network not allowed - emergency calls only
40	Network personalization PIN required
41	Network personalization PUK required
42	Network subset personalization PIN required
43	Network subset personalization PUK required
44	Service provider personalization PIN required
45	Service provider personalization PUK required
46	Corporate personalization PIN required
47	Corporate personalization PUK required
50	Incorrect parameters
99	Resource limitation (for +CCWA command only)
100	Unknown

NOTE: This error code is also applicable to UICC.

GPRS-related error

Numeric mode	Verbose Mode
103	Illegal MS
106	Illegal ME
107	GPRS services not allowed
111	PLMN not allowed
112	Location area not allowed
113	Roaming not allowed in this location area
132	Service option not supported
133	Requested service option not subscribed
134	Service option temporarily out of order
149	PDP authentication failure
150	Invalid mobile class
148	Unspecified GPRS error

3.10 Commands for Packet domains

3.10.1 +CGDCONT Define PDP Context

Description	Command	Possible Response(s)
Define a PDP	+CGDCONT=[<cid> [,<PDP_type> [,<APN> [,<PDP_addr> [,<d_comp> [,<h_comp>]]]]]]	
List current defined PDP	+CGDCONT?	+CGDCONT: <cid>, <PDP_type>, <APN>,<PDP_addr>, <data_comp>, <head_comp> [<cr><lf>+cgdcont: <apn>,<pdp_addr>,="" <cid>,="" <data_comp>,="" <head_comp>="" <pdp_type>,="" [...]]<="" td=""> </cr><lf>+cgdcont:>

Description	Command	Possible Response(s)
Get supported values	+CGDCONT=?	+CGDCONT: (range of supported <cid>s), <PDP_type>,,,(list of supported <d_comp>s), (list of supported <h_comp>s) [<CR><LF>+CGDCONT: (range of supported <cid>s), <PDP_type>,,,(list of supported <d_comp>s), (list of supported <h_comp>s) [...]]

Parameters

<cid>	Description
1	PDP Context Identifier 1 Definition stored in non-volatile memory
2	PDP Context Identifier 2 Definition stored in non-volatile memory
3	PDP Context Identifier 3 Default <cid> Locked in non-volatile memory and is always defined.
4..11	PDP Context Identifier 4..11

<PDP_type>	Description
IP	Internet Protocol (IETF STD 5)
PPP	Point to Point Protocol (IETF STD 51)

<APN>	Description
String type	Access Point Name If the value is null or omitted, then the subscription value will be requested

<PDP_address>	Description
String type	IP address Format: "<n>.<n>.<n>.<n>" where <n>=0..255 If the value is null or equals 0.0.0.0 a dynamic address will be requested. The allocated address may be read using the +CGPADDR command

<d_comp>	Description
0	PDP data compression off Default if value is omitted

<h_comp>	Description
0	PDP header compression off Default if value is omitted

Clarification

For <cid> 1,2 and 3, PDP context definition is stored in EEPROM i.e parameters provided in +CGDCONT for PDP context definition and PDP context status (defined/undefined) are stored in non-volatile memory (If a PDP has been defined with +CGDCONT, after a switch off / switch on, AT+CGDCONT? will list the PDP has defined).

<cid> 3 is locked. This means that TE is not allowed to modify definition and parameters of <cid>=3 with +CGDCONT set command. This gives a default PDP context with parameters that TE cannot change (Default parameter are located in t_hee_atp_PDPCtxt section).

<cid> 3 is also the default <cid>: if +CGDCONT with <cid> omitted is received, <cid> 3 will be used.

For <cid> 1,2 and 3 the following parameters are stored in non volatile memory:

Parameter name	Length	Default value	Non volatile memory field
<cid>	2 bits	1,2 or 3	v_hee_PDPCtxtCid
Locked	1 bit	0xFF..0xFF	v_hee_PDPCtxtLocked
Defined	1 bit	0x00	v_hee_PDPCtxtDefined
<precedence>	2 bits	0x00	v_hee_PDPCtxtQosPrecedence
<delay>	3 bits	0x00	v_hee_PDPCtxtQosDelay
<reliability>	3 bits	0x03	v_hee_PDPCtxtQosReliability
<peak>	4 bits	0x00	v_hee_PDPCtxtQosPeak
<mean>	1 byte	0x00	v_hee_PDPCtxtQosMean
<pdp_type>	1 byte	0x01 (IP)	v_hee_PDPTtype
<APN>	64 bytes	0xFF..0xFF	a_hee_PDPCtxtApn
<PDP_address>	4 bytes	0x00..0x00	a_hee_PDPCtxtAddress

Parameter name	Length	Default value	Non volatile memory field
<Guaranteed bitrate DL>	1 byte	0x00	v_hee_PDPCtxtQosGuaranteedDLBitRate
<Guaranteed bitrate UL>	1 byte	0x00	v_hee_PDPCtxtQosGuaranteedULBitRate
<Traffic handling priority>	2 bits	0x00	v_hee_PDPCtxtQosTrafficHandling
<Transfer delay>	6 bits	0x00	v_hee_PDPCtxtQosTransferDelay
<SDU error ratio>	4 bits	0x00	v_hee_PDPCtxtQosSDUErrorRatio
<Residual bit error ratio>	4 bits	0x00	v_hee_PDPCtxtQosResidualBER
<Maximum bitrate DL>	1 byte	0x00	v_hee_PDPCtxtQosMaxDLBitRate
<Maximum bitrate UL>	1 byte	0x00	v_hee_PDPCtxtQosMaxULBitRate
<Maximum SDU size>	1 byte	0x00	v_hee_PDPCtxtQosMaxSDUSize
<Delivery of erroneous SDUs>	3 bits	0x00	v_hee_PDPCtxtQosDeliveryErrSDU
<Delivery order>	2 bits	0x00	v_hee_PDPCtxtQosDeliveryOrder
<Traffic class>	3 bits	0x00	v_hee_PDPCtxtQosTrafficClass

3.10.2 +CGQREQ Quality of Service Profile (Requested)

Description	Command	Possible Response(s)
Set requested QOS (R97)	+CGQREQ=[<cid> [,<precedence > [,<delay> [,<reliability.> [,<peak> [,<mean>]]]]]]	

Description	Command	Possible Response(s)
Get current settings	+CGQREQ?	+CGQREQ: <cid>, <precedence>, <delay>, <reliability>, <peak>, <mean> [<CR><LF>+CGQREQ: <cid>, <precedence>, <delay>, <reliability>, <peak>, <mean> [...]]
Get supported values	+CGQREQ=?	+CGQREQ: <PDP_type>, (list of supported <precedence>s), (list of supported <delay>s), (list of supported <reliability>s), (list of supported <peak>s), (list of supported <mean>s) [<CR><LF>+CGQREQ: <PDP_type>, (list of supported <precedence>s), (list of supported <delay>s), (list of supported <reliability>s), (list of supported <peak>s), (list of supported <mean>s) [...]]

Parameters

<cid>	Description
1..3	PDP Context Identifier Definition stored in non-volatile memory (refer to +CGDCONT)
4..11	PDP Context Identifier

<precedence>	Description
0 (default)	QOS precedence class subscribed value
1..3	QOS precedence class

<delay>	Description
0 (default)	QOS delay class subscribed value
1..4	QOS delay class subscribed

<reliability>	Description
0	QOS reliability class subscribed value

<reliability>	Description
1..5	QOS reliability class Default value: 3

<peak>	Description
0 (default)	QOS peak throughput class subscribed value
1..9	QOS peak throughput class

<mean>	Description
0 (default)	QOS mean throughput class subscribed value
1..18	QOS mean throughput class
31	QOS mean throughput class best effort

Clarification

Refer to § 6.1.2 for QoS mapping between R99 and R97/R98 QoS.

3.10.3 +CGQMIN Quality of Service Profile (Minimum acceptable)

Description	Command	Possible Response(s)
Set minimum QOS (R97)	+CGQMIN=[<cid> [,<precedence > [,<delay> [,<reliability.> [,<peak> [,<mean>]]]]]	
Get current settings	+CGQMIN?	+CGQMIN: <cid>, <precedence >, <delay>, <reliability.>, <peak>, <mean> [<CR><LF>+CGQMIN: <cid>, <precedence >, <delay>, <reliability.>, <peak>, <mean> [...]]

Description	Command	Possible Response(s)
Get supported values	+CGQMIN =?	+CGQMIN: <PDP_type>, (list of supported <precedence>s), (list of supported <delay>s), (list of supported <reliability>s) , (list of supported <peak>s), (list of supported <mean>s) [<CR><LF>+CGQMIN: <PDP_type>, (list of supported <precedence>s), (list of supported <delay>s), (list of supported <reliability>s) , (list of supported <peak>s), (list of supported <mean>s) [...]]

Parameters

Refer to +CGQREQ

Clarification

Refer to § 6.1.2 for QoS mapping between R99 and R97/R98 QoS.

3.10.4 +CGATT PS attach or detach

Description	Command	Possible Response(s)
Attach or detach	+CGATT= [<state>]	
Get current state	+CGATT?	+CGATT: <state>
Get supported states	+CGATT=?	+CGATT: (list of supported <state>s)

Parameters

<state>	Description
0	Detached
1	Attached

3.10.5 +CGACT PDP context activate or deactivate

Description	Command	Possible Response(s)
Activate or deactivate a PDP	+CGACT=[<state> [,<cid>[,<cid>[,...]]]]	

Description	Command	Possible Response(s)
Get current PDPs state	+CGACT?	+CGACT: <cid>, <state> [<CR><LF>+CGACT: <cid>, <state> [...]]
Get supported states	+CGACT=?	+CGACT: (list of supported <state>s)

Parameters

<state>	Description
0	Deactivated
1	Activated

<cid>	Description
1..3	PDP Context Identifier
4..11	PDP Context Identifier

Clarification

This command is used to tests PDPs with network simulators. Successful activation of PDP on real network is not guaranteed.

Refer to +CGDATA clarification for more information.

3.10.6 +CGCMOD PDP Context Modify

Description	Command	Possible Response(s)
Request PDP context modification	+CGCMOD=[<cid>[,<cid>[,...]]]	OK ERROR
Get active PDPs	+CGCMOD=?	+CGCMOD: (list of <cid>s associated with active contexts)

Parameters

<cid>	Description
1..11	PDP Context Identifier

Clarification

Recommendation specifies that after the command has completed, the MT returns to online data state but "OK" result code is expected: this seems inconsistent.

From Wavecom point of view, +CGCMOD behaviour is more similar to +CGACT command, hence the implementation choice is not to switch link to online data mode after PDP context modification.

TE will have to send +++ escape sequence to switch channel to online command if +CGCMOD cannot be performed from another AT channel. TE will have to use O command, if required, to switch channel to online data mode.

3.10.7 +CGDATA Enter data state

Description	Command	Possible Response(s)
Enter data state	+CGDATA[=<L2P> , [<cid>]]	CONNECT ERROR
Get supported values	+CGDATA=?	+CGDATA: (list of supported <L2P>s)

Parameters

<L2P>	Description
PPP	Point-to-point protocol for a PDP such as IP

<cid>	Description
1..3	PDP Context Identifier
4..11	PDP Context Identifier

Clarification

If no parameters are provided (i.e +CGDATA=<CR>), the last <cid> activated with +CGACT or the default <cid> is used.

Only one <cid> in the command is supported (i.e +CGDATA="PPP", <cid><CR>)

This command is used for PDP tests on network emulators. On real network functioning of +CGACT and then +CGDATA for data transfer is not guaranteed.

+CGDATA implementation does not perform PS attach or PDP context activation. The PDP identified by <cid>, when provided, in +CGDATA must have been activated previously thanks to +CGACT command.

+CGDATA only switches channel to online data mode and open PPP server in a proprietary mode called "FTA mode" (In this mode PPP only acts a relay).

For IP over PPP services, ATD*98 or ATD*99 commands must be used: when activating a PDP context, PCO (protocol configuration option) has to be provided to network. PCO can be provided to network only if a PPP negotiation (LCP/NCP

negotiation) has been initiated between mobile and TE before PDP activation (refer to TS 27.060 §9.1). This negotiation is possible only if AT channel is switched to online data mode before PDP context activation. Hence, the PDP identified with <cid> in +CGDATA should not have been activated by +CGACT → not possible in the current implementation (+CGDATA does not behaves as ATD*9x when <cid> is not activated)

To go back in online command, the “+++” escape sequence has to be sent on link in data mode

+CGDATA can also be used to switch again channel to online data mode (after “+++”) if PDP is still active (same behaviour has ATO command).

PDP test use case:

AT commands	Comments
AT+CGACT=1,1 OK	PDP 1 is activated No PCO negotiation
AT+CGDATA CONNECT	PPP server is opened in FTA mode, channel is switched in online data mode No LCP/NCP negotiation
Data transfer	
+++ OK	Channel is back to online command mode
ATH OK	PPP server FTA mode is closed but PDP is NOT deactivated
AT+CGACT=0,1 OK	PDP 1 is deactivated. (If ATH is not sent before deactivation, +CGACT returns ERROR)

3.10.8 +CGPADDR Show PDP address

Description	Command	Possible Response(s)
Get PDP addresses	+CGPADDR=[<cid> [,<cid> [,...]]]	+CGPADDR: <cid>,<PDP_addr> [<CR><LF>+CGPADDR: <cid>,<PDP_addr> [...]]
Get defined <cid>	+CGPADDR=?	+CGPADDR: (list of defined <cid>s)

Parameters

<cid>	Description
1..3	PDP Context Identifier
4..11	PDP Context Identifier

<PDP_address>	Description
String type	IP address Format: "<n>.<n>.<n>.<n>" where <n>=0..255

Restriction

Set command return address provided by the network if a connection has been established.

3.10.9 +CGCLASS GPRS mobile station class

Description	Command	Possible Response(s)
Set mode of operation	+CGCLASS= [<class>]	
Get current mode	+CGCLASS?	+CGCLASS: <class>
Get supported mode	+CGCLASS=?	+CGCLASS: (list of supported <class>s)

Parameters

<class>	Description
A	Class-A mode of operation (A/Gb mode), or CS/PS mode of operation (Iu mode) (highest mode of operation) MT would operate simultaneous PS and CS service
B	Class-B mode of operation (A/Gb mode), (not applicable in Iu mode) MT would operate PS and CS services but not simultaneously
CG	Class-C mode of operation in PS only mode (A/Gb mode), or PS mode of operation (Iu mode) MT would only operate PS services
CC	Class-C mode of operation in CS only mode (A/Gb mode), or CS (Iu mode) (lowest mode of operation) MT would only operate CS services

3.10.10 +CGREG GPRS network registration status

Description	Command	Possible Response(s)
Set registration notification mode	+CGREG=[<n>]	
Get current registration information	+CGREQ?	+CGREG: <n>,<stat>[,<lac>,<ci>] +CME ERROR: <err>

Description	Command	Possible Response(s)
Get supported values	+CGREG=?	+CGREG: (list of supported <n>s)

Parameters

<n>	Description
0	Disable network registration unsolicited result code
1	Enable network registration unsolicited result code +CGREG: <stat>
2	Enable network registration and location information unsolicited result code +CGREG: <stat>[,<lac>,<ci>]

<stat>	Description
0	Not registered, MT is not currently searching an operator to register to The GPRS service is disabled, the UE is allowed to attach for GPRS if requested by the user
1	Registered, home network
2	Not registered, but MT is currently trying to attach or searching an operator to register to The GPRS service is enabled, but an allowable PLMN is currently not available. The UE will start a GPRS attach as soon as an allowable PLMN is available.
3	Registration denied The GPRS service is disabled, the UE is not allowed to attach for GPRS if requested by the user.
4	Unknown
5	Registered, roaming

<lac>	Description
String type	Two byte location area code in hexadecimal format (e.g. "00C3" equals 195 in decimal)

<ci>	Description
String type	Two byte cell ID in hexadecimal format

3.10.11 +CGSMS Select service for MO SMS messages

Description	Command	Possible Response(s)
Set SMS service	+CGSMS=[<service>]	
Get current service	+CGSMS?	+CGSMS: <service>
Get supported values	+CGSMS=?	+CGSMS: (list of currently available <service>s)

Parameters

<service>	Description
0	Packet Domain
1	Circuit switched
2	Packet Domain preferred (use circuit switched if GPRS not available)
3	Circuit switched preferred (use Packet Domain if circuit switched not available)

Clarification

When <service> value is 2, the SMS is sent on GPRS network if already attached. Otherwise it is sent on circuit switched network. If an error occurs on the GPRS network, no further attempt is made.

3.10.12 Request Packet Domain service 'D'

Description	Command	Possible Response(s)
Request packet domain service	D*99[*[<called_address>][* [<L2P>][* [<cid>]]]#	CONNECT

Parameters

<called_address>	Description
String type	Called party in the address space applicable to the PDP Only empty string is allowed:

<L2P>	Description
1	PPP

<cid>	Description
1..3	PDP Context Identifier
4..11	PDP Context Identifier

Clarification

If <cid> is not supported or is supported but omitted, ERROR will be returned

If <cid> correspond to an already active PDP context (activated with +CGACT command) ERROR will be returned, the PDP must be in quiescent state before ATD*9x.

3.10.13 Request Packet Domain IP service 'D'

Description	Command	Possible Response(s)
Request packet domain IPservice	D*98[*<cid>]#	CONNECT

Parameters

<cid>	Description
1..3	PDP Context Identifier
4..11	PDP Context Identifier

Clarification

If <cid> is not supported or is supported but omitted, ERROR will be returned

If <cid> correspond to an already active PDP context (activated with +CGACT command) ERROR will be returned, the PDP must be in quiescent state before ATD*9x.

3.10.14 +CGEREP Packet Domain event reporting

Description	Command	Possible Response(s)
Set +CGEV: XXX notifications mode	+CGEREP=[<mode>[,<bfr>]]	
Get current settings	+CGEREP?	+CGEREP: <mode>, <bfr>
Get supported values	+CGEREP=?	+CGEREP: (list of supported <mode>s),(list of supported <bfr>s)

Parameters

<mode>	Description
0	Buffer unsolicited result codes in the MT; if MT result code buffer is full, the oldest ones is discarded.
1	Discard unsolicited result codes when MT TE link is reserved (e.g. in on line data mode); otherwise forward them directly to the TE
2	Buffer unsolicited result codes in the MT when MT TE link is reserved (e.g. in on line data mode) and flush them to the TE when MT TE link becomes available; otherwise forward them directly to the TE

<bfr>	Description
0	MT buffer of unsolicited result codes defined within this command is cleared when <mode> 1 or 2 is entered
1	MT buffer of unsolicited result codes defined within this command is flushed to the TE when <mode> 1 or 2 is entered

3.11 Packet domains result codes

3.11.1 +CGREG registration status

Description	Result code
Registration change	+CGREG: <stat>[,<lac>,<ci>]

Parameters

<stat>	Description
0	Not registered, MT is not currently searching an operator to register to The GPRS service is disabled, the UE is allowed to attach for GPRS if requested by the user
1	Registered, home network
2	Not registered, but MT is currently trying to attach or searching an operator to register to The GPRS service is enabled, but an allowable PLMN is currently not available. The UE will start a GPRS attach as soon as an allowable PLMN is available.

<stat>	Description
3	Registration denied The GPRS service is disabled, the UE is not allowed to attach for GPRS if requested by the user.
4	Unknown
5	Registered, roaming

<lac>	Description
String type	Two byte location area code in hexadecimal format (e.g. "00C3" equals 195 in decimal)

<ci>	Description
String type	Two byte cell ID in hexadecimal format

4 ITU-T V25.ter commands

4.1 Call control

4.1.1 A Answer

Description	Command	Possible Response(s)
Answer a MT call	A	

Clarification

In-call modifications by network are possible when during setup phase, two-bearer capability list have been negotiated (one speech the other multimedia).

If call is modify from speech to multimedia "CONNECT 64000" is sent to TE.

If call is modify from multimedia to speech OK is sent to TE.

4.1.2 D Dial

Description	Command	Possible Response(s)
Initiate a MO call	D[<dialstring>[<semicolon>]]	+CME ERROR: <err>
Direct dialling from phonebook name	D><str>[<clir>][<cug>][<semicolon>]	+CME ERROR: <err>
Direct dialling from phonebook memory location	D>mem<n>[<clir>][<cug>][<semicolon>]	+CME ERROR: <err>
Direct dialling from phonebook entry location	D><n>[<clir>][<cug>] [<semicolon>]	+CME ERROR: <err>

Parameters

<dialstring>	Description
Dialling digits	Dialling digits: 0 1 2 3 4 5 6 7 8 9 * # + a b c d A B C D , T P t p ! W w @ Note: T, P, D, !, @ are ignored

<semicolon>	Description
Character “;”	Semicolon character shall be added when voice call is originated

<str>	Description
String type	should equal to an alphanumeric field in at least one phonebook entry in the searched memories; used character set should be the one selected with +CSCS

<clir>	Description
l	Override the CLIR supplementary service subscription default value for this call Invocation (restrict CLI presentation)
i	Override the CLIR supplementary service subscription default value for this call Suppression (allow CLI presentation)

<cug>	Description
G	Control the CUG supplementary service information for this call CUG Not supported
g	Control the CUG supplementary service information for this call CUG Not supported

<mem>	Description
“SM”	Only “SM” storage possible for SMS

<n>	Description
Integer type	Memory location, should be in the range of locations available in the memory used

Restriction

<clir>, <cug> and characters *T, P, D, !, @* and *,* in <str> are ignored.

Clarification

The result code “OK” can be sent immediately after call setup or only once call is connected to remote party. Refer to *PSCSSC command for more details.

If SAT call control modifies the call into an SS or USSD and error is return to the TE.

In-call modifications by MS are possible when during setup phase, two-bearer capability list have been negotiated (one speech the other multimedia).

ATD (without parameter) is used to modify the call from speech to multimedia (upgrade of service). "CONNECT 64000" will be sent is modification succeeds.

For MO call setup, if the semi-colon is present, then speech mode will be requested first (speech preferred), if semi-colon is not present multimedia mode will be requested first (multimedia preferred)

4.1.3 D> Direct dialling from phone book

Description	Command	Possible Response(s)
Initiate a MO call	ATD><str>[;] ATD>[<mem>]<n>[;]	

Parameters

<str>	Description
	alphanumeric field (if possible all available memories should be searched for correct entry)

<mem>	Description
	Memory storage (ME, SIM)

<n>	Description
	Entry location

4.1.4 H Hang up

Description	Command	Possible Response(s)
Hang up a call	H[<value>]	+CME ERROR: <err>

Parameters

<value	Description
0 (Default value)	Disconnect ALL calls on THE channel the command is requested All active or waiting calls, CS data calls, GPRS call of the channel will be disconnected.
1	Disconnect all calls on ALL connected channels. All active or waiting calls, CSD calls, GPRS call will be disconnected (clean up of all calls of the ME).
2	Disconnect all connected CS data call only on the channel the command is requested (speech calls (active or waiting) or GPRS calls are not disconnected).
3	Disconnect all connected GPRS calls only on the channel the command is requested (speech calls (active or waiting) or CS data calls are not disconnected)
4	Disconnect all CS calls (either speech or data) but does not disconnect waiting call (either speech or data) on the channel the command is requested.
5	Disconnect waiting call (either speech or data) but does not disconnect other active calls (either CS speech, CS data or GPRS) on the channel the command is requested. (rejection of incoming call)

Clarification

Note: Voice call disconnection is also dependant of +CVHU settings.

In-call modifications by MS are possible when during setup phase, two-bearer capability list have been negotiated (one speech the other multimedia).

ATH (without parameter) is used to modify the call from multimedia to speech (upgrade of service) OK will be sent is modification succeeds.

ATH will not disconnect the multimedia call; +CHUP command has to be used.

If ATH is received and a video telephony call is currently in speech mode, ERROR is returned.

In case of in-call modification initiated by network, ATH is used to reject the modification.-colon is not present multimedia mode will be requested first (multimedia preferred)

4.1.5 L Monitor speaker loudness

Description	Command	Possible Response(s)
Set Loudness	L[<volume>]	

Parameters

<volume>	Description
0..9	volume

Clarification

This command is supported for compatibility purpose and has no effect on ME (simple response OK)

4.1.6 M Monitor speaker mode

Description	Command	Possible Response(s)
Set mode	M[<mode>]	

Parameters

<mode>	Description
0..9	mode

Clarification

This command is supported for compatibility purpose and has no effect on ME (simple response OK)

4.1.7 O Online

Description	Command	Possible Response(s)
Switch to online mode	O[<type>]	

Parameters

<type>	Description
0 (Default value)	Return to online data state from online command state.

4.1.8 P Pulse dialling

Description	Command	Possible Response(s)
Pulse dialling	P	

Clarification

This command is supported for compatibility purpose and has no effect on ME (simple response OK)

4.1.9 S0 Automatic Answer

Description	Command	Possible Response(s)
Set automatic answer	S0=<num>	
Read current register value	S0?	<num>

Parameters

<num>	Description
0	No automatic answer
1..255	Number of rings the modem will wait for before answering the phone if a ring is detected

4.1.10 S6 Pause before blind dialling

Description	Command	Possible Response(s)
Set pause duration	S6=<time>	

Parameters

<time>	Description
0..999	Time

Clarification

This command is supported for compatibility purpose and has no effect on ME (simple response OK)

4.1.11 S7 connection completion timeout

Description	Command	Possible Response(s)
Set timeout	S7=<time>	
Read current register value	S7?	<time>

Parameters

<time>	Description
1..255	Amount of time the modem will wait for the carrier signal from the remote modem. If a carrier is not received in this time, the modem will hang up and send the NO CARRIER result code.

4.1.12 S8 Comma dial modifier

Description	Command	Possible Response(s)
Set time	S8=<time>	
Read current register value	S8?	<time>

Parameters

<time>	Description
0..255	The value of this register determines how long the modem should pause when it sees a comma in the dialling string

Clarification

Comma modifier is not supported in dial string; this command has no effect on ME (simple response OK).

4.1.13 S10 Automatic disconnect delay

Description	Command	Possible Response(s)
Set time	S10=<time>	
Read current register value	S10?	<time>

Parameters

<time>	Description
0..255	Amount of time from when the modem recognizes a loss of carrier to when it will hang up

Clarification

This command is supported for compatibility purpose and has no effect on ME (simple response OK)

4.1.14 T Tone dialling

Description	Command	Possible Response(s)
Set dial tone	T	

Clarification

This command is supported for compatibility purpose and has no effect on ME (simple response OK)

4.2 General TA control commands

4.2.1 A/ Repeat last command

Description	Command	Possible Response(s)
Repeat the last command line	A/	

4.2.2 I Identification information

Description	Command	Possible Response(s)
Request identification information	I[<value>]	<text>

Parameters

<value>	Description
0 (default)	Get model identifier
1	Ignored
2	Ignored
3	Get software version
4	Get manufacturer id and TCD number
5	Get manufacturer id
6..7	Ignored

4.2.3 Z Reset default configuration

Description	Command	Possible Response(s)
Reset to default configuration	Z[<value>]	

Parameters

<value>	Description
0 (Default value)	Restore profile 0
1	Restore profile 0

Clarification

Parameter impacted by Z command:

Command	Parameter name	Default value	Non volatile memory field
E	<echo>	0x01	v_Echo
Q	<result>	0x00	v_SuppressResult
V	<format>	0x01	v_Verbose
X	<result>	0x04	v_ExtendedResultCode
&C	<behavior>	0x01	v_DcdControl
&D	<behavior>	0x02	v_DTRBehaviour
&S	<override>	0x01	V_DSRcontrol
&R	<option>	0x01	v_DTScontrol
+IFC	<TA_by_TE>	0x00	v_FlowControlDCEbyDTE
+IFC	<TE_by_TA>	0x01	v_FlowControlDTEbyDCE
&K	<mode>	0x00	v_FlowControl
+FCLASS	<class>	0x00	v_Fclass
S0	<num>	0x00	v_S0
S1	<num>	0x00	v_S1
S3	<char>	0x00	v_S3
S4	<char>	0x0D	v_S4
S5	<char>	0x0A	v_S5
S7	<time>	0x08	v_S7
S8	<time>	0x32	v_S8

Command	Parameter name	Default value	Non volatile memory field
S10	<time>	0x0E	v_S10

4.2.4 &F Factory defined configuration

Description	Command	Possible Response(s)
Reset to factory configuration	&F[<value>]	

Parameters

<value>	Description
0 (Default value)	Set to factory configuration

Clarification

Parameter impacted by &F command:

Command	Parameter name	Default value	Length	Non volatile memory field
E	<echo>	0x01	1 bit	v_Echo
Q	<result>	0x00	1 bit	v_SuppressResult
V	<format>	0x01	1 bit	v_Verbose
X	<result>	0x04	3 bits	v_ExtendedResultCode
&S	<override>	0x00		V_DSRcontrol
+IFC	<TA_by_TE>	0x00	2 bits	v_FlowControlDCEbyDTE
+IFC	<TE_by_TA>	0x02	2 bits	v_FlowControlDTEbyDCE
&K	<mode>	0x00	3 bits	v_FlowControl
S0	<num>	0x00	1 byte	v_S0
S1	<num>	0x00	1 byte	v_S1
S3	<char>	0x0D	1 byte	v_S3
S4	<char>	0x0A	1 byte	v_S4
S5	<char>	0x08	1 byte	v_S5
S7	<time>	0x64	1 byte	v_S7
S8	<time>	0x02	1 byte	v_S8
S10	<time>	0x0E	1 byte	v_S10

Command	Parameter name	Default value	Length	Non volatile memory field
+CRLP	<ver>	0x00	1 byte	v_CrlpVer
+CRLP	<T4>	0x07	1 byte	v_CrlpT4
+CRLP	<iws>	0x61	1 byte	v_CrlpIws
+CRLP	<mws>	0x61	1 byte	v_CrlpMws
+CRLP	<T1>	0x48	1 byte	v_CrlpT1
+CRLP	<N2>	0x06	1 byte	v_CrlpN2
+CEER	<cause_select >	0x00	1 byte	v_CauseSelect
+CEER	<cause >	0x00	1 byte	v_Cause
+CPBS	<storage>	0x53 0x4D 0x00	3 bytes	a_atp_Storage
+CSMP	<fo>	0x11	1 byte	v_hee_Smsfo
+CSMP	<vp>	0x00	1 byte	v_hee_SmsVp.s_RelTime. v_NbMinutes
+CSMP	<vp>	0x18	1 byte	v_hee_SmsVp.s_RelTime. v_NbHours
+CSMP	<vp>	0x00	1 byte	v_hee_SmsVp.s_RelTime. v_NbDays
+CSMP	<vp>	0x00	1 byte	v_hee_SmsVp.s_RelTime. v_NbWeeks
+CSMP	<vp>	0x00..0x00	20 bytes	v_hee_SmsVp.s_RelTime. v_Gap_RelativeTime
+CSMP	<pid>	0x00	1 byte	v_hee_SmsPid
+CSMP	<dc>	0x00	1 byte	v_hee_SmsDcs
+CR	<mode>	0x00	1 bit	v_CrState
+CSTA	<type>	0x81	1 byte	v_TypeOfAddress
+CBST	<speed>	0x05 0x02 0x00	4 bits 3 bits 4 bits	v_UserBearerRate v_InfoTrans v_Fnur
+CBST	<name>	0x01 0x00	1 bit 1 bit	v_SyncAsync v_TransferMode
+CBST	<ce>	0x01	2 bits	v_ConnElm
+CRC	<mode>	0x00	1 bit	v_Crc
+CMOD	<mode>	0x00	2 bits	v_CallMode
+CMEE	<n>	0x00	2 bits	v_CMEE
+CREG	<n>	0x00	2 bits	v_CREGn

Command	Parameter name	Default value	Length	Non volatile memory field
+CGREG	<n>	0x00	2 bits	v_CGREGn
+CSMS	<service>	0x00	1 bit	v_CSMSService
+CMER	<ind>	0x00	2 bits	v_CMER_IndicatorReport
+CMER	<mode>	0x00	3 bits	v_CMER_Mode
+COPS	<mode>	0x00	1 bit	v_RegisterInAutomaticMode
+CMGF	<mode>	0x00	1 bit	v_CMGFMode
+CSDH	<show>	0x00	1 bit	v_CSDH
+CSCS	<chset>	0x00	2 bits	v_CharSet
+CVHU	<mode>	0x00	2 bits	v_CVHUMode
+CLIR	<n>	0x00	1	v_CLIR_n
+CLIP	<n>	0x00	1	v_CLIP_n
+COLP	<n>	0x00	1	v_COLP_n
+CSCN	<n>	0x00	1	v_CSCN_n
+CSCN	<m>	0x00	1	v_CSCN_m

4.2.5 +GCAP Complete capabilities list

Description	Command	Possible Response(s)
Get list	+GCAP	+GCAP:<list>

Parameters

<list>	Description
String type	List of capabilities +FCLASS +CGSM

4.2.6 +GMI Manufacturer identification

Description	Command	Possible Response(s)
Get manufacturer id	+GMI	<manufacturer> +CME ERROR: <err>
Test if command is supported	+GMI=?	

Parameters

<manufacturer>	Description
String type	Manufacturer id

4.2.7 +GMM Model identification

Description	Command	Possible Response(s)
Get model id	+GMM	<model> +CME ERROR: <err>
Test if command is supported	+GMM=?	

Parameters

<model>	Description
String type	Model id

4.2.8 +GMR Revision identification

Description	Command	Possible Response(s)
Get model id	+GMR	<revision> +CME ERROR: <err>
Test if command is supported	+GMR=?	

Parameters

<revision>	Description
String type	Revision id

4.2.9 +GSN Serial number identification

Description	Command	Possible Response(s)
Get model id	+GSN	<sn> +CME ERROR: <err>
Test if command is supported	+GSN=?	

Parameters

<sn>	Description
String type	IMEI

4.3 TA-TE interface commands

4.3.1 E Echo

Description	Command	Possible Response(s)
Control echo	E[<echo>]	

Parameters

<echo>	Description
0	Characters echo disabled
1	Characters echo enabled

4.3.2 Q Result code suppression

Description	Command	Possible Response(s)
Control result code	Q[<result>]	

Parameters

<result>	Description
0	Result codes are transmitted to TE
1	Result codes suppressed

4.3.3 S3 Line termination character

Description	Command	Possible Response(s)
Set line termination character	S3=<char>	
Get current value	S3?	<char>

Parameters

<char>	Description
13	Termination character <CR>

4.3.4 S4 Response formatting character

Description	Command	Possible Response(s)
Set response formatting character	S4=<char>	
Get current value	S4?	<char>

Parameters

<char>	Description
10	Termination character <LF>

4.3.5 S5 Line editing character

Description	Command	Possible Response(s)
Set line editing character	S5=<char>	
Get current value	S5?	<char>

Parameters

<char>	Description
8	Termination character <BS>

4.3.6 V TA response format

Description	Command	Possible Response(s)
Set response format	V[<format>]	

Parameters

<format>	Description
0	Responses in numeric format
1	Responses in verbose format

4.3.7 X Result code selection and call progress monitoring

Description	Command	Possible Response(s)
Set result code selection	X[<result>]	

Parameters

<result>	Description
0	CONNECT result code is given upon entering online data state. Dial tone and busy detection are disabled.
1	CONNECT <text> result code is given upon entering online data state. Dial tone and busy detection are disabled.
2	CONNECT <text> result code is given upon entering online data state. Dial tone detection is enabled, and busy detection is disabled.
3	CONNECT <text> result code is given upon entering online data state. Dial tone detection is disabled, and busy detection is enabled.
4	CONNECT <text> result code is given upon entering online data state. Dial tone and busy detection are both enabled.

4.3.8 &C DCD behaviour

Description	Command	Possible Response(s)
Set DCD behaviour	&C[<behaviour>]	

Parameters

<behaviour>	Description
0	DCE always presents the ON condition on circuit 109.
1	Circuit 109 changes in accordance with the underlying DCE,

4.3.9 &D DTR behaviour

Description	Command	Possible Response(s)
Set DTR behaviour	&D[<behaviour>]	

Parameters

<behaviour>	Description
0	DCE ignores circuit 108/2.
1	Upon an on-to-off transition of circuit 108/2, the DCE enters online command state and issues an OK result code; the call remains connected. Not supported
2	Upon an on-to-off transition of circuit 108/2, the DCE instructs the underlying DCE to perform an orderly cleardown of the call

Clarification

In case of "Drop DTR", if the signal remains in the off state more than two seconds, it is considered as a PC disconnection and no "OK" is sent to the TE (cable considered unplugged).

The behaviour of the command complies to the recommendation description only with DTR pulses (pulse = DTR signal stay in the off state unless 2 seconds).

4.3.10 +IPR Fixed TE rate

Description	Command	Possible Response(s)
Set TE rate	+IPR=<rate>	
Get current rate	+IPR?	+IPR: <rate>
Get supported values	+IPR=?	+IPR: (list of supported auto-detectable<rate>s)[,(list of supported fixed-only<rate>s)]

Parameters

<rate>	Description
0	Automatic rate detection
1200	1200 bps
2400	2400 bps
4800	480 bps
9600	9600 bps

<rate>	Description
19200	19200 bps
38400	38400 bps
57600	57600 bps
115200	115200 bps

4.3.11 +ICF TE-TA character framing

Description	Command	Possible Response(s)
Set TE-TA character framing	+ICF=[<format>[,<parity>]]	
Get current value	+ICF?	+ICF:<format>,<parity>
Get supported values	+ICF=?	+ICF:(list of supported <format>s), (list of supported <parity>s)

Parameters

<format>	Description
3	8 data 1 stop

<parity>	Description
3	space

Clarification

This command is supported for compatibility purpose and has no effect on ME. It provides information on hardware capabilities.

4.3.12 +IFC TE-TA local flow control

Description	Command	Possible Response(s)
Set TE-TA local flow	+IFC=[<TA_by_TE>[,<TE_by_TA>]]	
Get current value	+IFC?	+IFC:< TA_by_TE >,< TE_by_TA >

Description	Command	Possible Response(s)
Get supported values	+IFC=?	+IFC:(list of supported <TA_by_TE>s), (list of supported<TE_by_TA >s)

Parameters

<TA_by_TE>	Description
0	No flow control
1	Software flow control
2	Hardware flow control

< TA_by_TE>	Description
0	No flow control
1	Software flow control
2	Hardware flow control

Clarification

This command configures the flow control mode.

4.4 Result codes

Verbose result code (command V1 set)	Numeric result code (command V0 set)	Type	Description
BUSY	7	Final	Busy signal detected
CONNECT	1	Intermediate	Connection has been established
CONNECT <text>	Manufacturer specific	Intermediate	As CONNECT but manufacturer specific <text> gives additional information (e.g. connection data rate)
ERROR	4	Final	Command not accepted
NO ANSWER	8	Final	Connection completion timeout
NO CARRIER	3	Final	Connection terminated
NO DIALTONE	6	Final	No dialtone detected

Verbose result code (command V1 set)	Numeric result code (command V0 set)	Type	Description
OK	0	Final	Acknowledges execution of a command line
+CRING			
RING	2	Unsolicited	Incoming call signal from network

Parameters

<text>	Numeric value
2400	10
4800	11
9600	12
14400	13
19200	15
28800	17
38400	19
48000	21
56000	23
64000	25
33600	27

5 Hayes commands

5.1 Standard Hayes commands

5.1.1 B Communication option

Description	Command	Possible Response(s)
Set communication option	B[<standard>]	

Parameters

<standard>	Description
0..99	standard

Clarification

This command is supported for compatibility purpose and has no effect on ME (simple response OK)

5.1.2 N Negotiate Handshake

Description	Command	Possible Response(s)
Set handshake	N[<option>]	

Parameters

<option>	Description
0..9	option

Clarification

This command is supported for compatibility purpose and has no effect on ME (simple response OK)

5.1.3 S1 Ring Count

Description	Command	Possible Response(s)
Read ring count for last MT call	S1?	<num>

Parameters

<num>	Description
0..255	Counts the number of rings detected on the line. It is cleared if a ring is not detected over an eight second time period. If the register value equals the value contained in S0, the modem will answer the phone Value stored in non volatile memory by &W command

5.1.4 S2 Escape character

Description	Command	Possible Response(s)
Set escape character	S2=<esc>	
Read escape character	S2?	<esc>

Parameters

<esc>	Description
43	Escape character 43 (i.e '+')

5.1.5 S11 DTMF Dialling Speed

Description	Command	Possible Response(s)
Set DTMF dialling speed	S11=<time>	

Parameters

<time>	Description
0..999	DTMF dialling speed

Clarification

This command is supported for compatibility purpose and has no effect on ME (simple response OK)

5.1.6 S95 Windows XP compatibility

Description	Command	Possible Response(s)
Windows XP compatibility	S95=<time>	

Parameters

<time>	Description
0..999	Windows XP compatibility

Clarification

This command is supported for compatibility purpose and has no effect on ME (simple response OK)

5.1.7 W Extended Result code

Description	Command	Possible Response(s)
Set extended result code	W<mode>	

Parameters

<mode>	Description
0	Only result code CONNECT supported

5.2 Advanced Hayes commands

5.2.1 &K Extended Flow control option

Description	Command	Possible Response(s)
Set flow control	&K<mode>	

Parameters

<mode>	Description
0	Disable all flow control
3	Enable bi-directional hardware flow control. Only supported over USB
4	Enable XON/XOFF flow control Only supported over USB

5.2.2 &S DSR option

Description	Command	Possible Response(s)
Set DSR option	&S<override>	

Parameters

<override>	Description
0 (Default value)	Causes DSR signal to be active at all times
1	Causes DSR signal to be active after answer tone has been detected and inactive after the carrier has been lost

Clarification

Parameter stored by &W command.

5.2.3 &V Configuration profile

Description	Command	Possible Response(s)
Display active profile	&V[<profile>]	

Parameters

<profile>	Description
0 (Default value)	Display the ACTIVE PROFILE, STORED PROFILE 1 and STORED PROFILE 0

5.2.4 &W Store Active profile

Description	Command	Possible Response(s)
Store active profile	&W[<profile>]	

Parameters

<profile>	Description
0 (Default value)	Store the current configuration in profile 0
1	Store the current configuration in profile 1

Clarification

Execution command stores the active <profile>. Two profiles are supported but they are equivalent.

Parameter stored by &W

Command	Parameter name	Displayed by &V	Non volatile memory filed
E	<echo>	Y	v_Echo
Q	<result>	Y	v_SuppressResult
V	<format>	Y	v_Verbose
X	<result>	Y	v_ExtendedResultCode
&C	<behavior>	Y	v_DcdControl
&D	<behavior>	Y	v_DTRBehaviour
&S	<override>	Y	V_DSRcontrol
&R	<option>	Y	v_DTScontrol
+IFC	<TA_by_TE>	Y	v_FlowControlDCEbyDTE
+IFC	<TE_by_TA>	Y	v_FlowControlDTEbyDCE
&K	<mode>	Y	v_FlowControl
+FCLASS	<class>	Y	v_Fclass
S0	<num>	Y	v_S0
S1	<num>	N	v_S1
S3	<char>	Y	v_S3
S4	<char>	Y	v_S4
S5	<char>	Y	v_S5
S7	<time>	Y	v_S7
S8	<time>	Y	v_S8
S10	<time>	Y	v_S10

6 TIA IS-101 commands

6.1 +VTS DTMF and tone generation

Description	Command	Possible Response(s)
Generate tone Duration is set by +VTD	+VTS=<DTMF>	
Generate DTMF of frequencies <tone1> and <tone2>, lasting for a time <duration> (in 10 ms multiples).	+VTS=[<tone1>,<tone2>, <duration>]	
Generate tone Duration is set by <duration>	+VT={<DTMF>, <duration>}	
Get supported values	+VTS=?	(list of supported <tone1>s),(list of supported <tone2>s) ,(list of supported <duration>s)

Parameters

<DTMF>	Description
Character type	A single ASCII character in the set 0..9, #, *, A..D

<tone1> <tone2>	Description
0	Use of tone 1 et 2 does not operate in GSM Manufacturer specific tone

<duration>	Description
0	Manufacturer specific duration

Clarification

This commands only works for speech calls in active state.

6.2 +VTD Tone duration

Description	Command	Possible Response(s)
Set tone duration	+VTD=<n>	
Get current duration	+VTD?	<n>
Get supported values	+VTD=?	(list of supported <n>s)

Parameters

<n>	Description
0	Manufacturer specific duration

6.3 +VGR Receive gain selection

Description	Command	Possible Response(s)
Set receive gain	+VGR=<n>	
Get receive gain	+VGR?	<n>
Get supported receive gain	+VGR=?	(list of supported <n>s)

Parameters

<n>	Description :gain in dBm
255	+63.5
254	+63
...	...
129	+0.5
128	+0
127	-0.5
...	...
2	-63
1	-63.5
0	AUTO (i.e. adjusted values inside the module)

6.4 +VGT Transmit gain selection

Description	Command	Possible Response(s)
Set transmit gain	+VGT=<n>	
Get transmit gain	+VGT?	<n>

Description	Command	Possible Response(s)
Get supported transmit gain	+VGT=?	(list of supported <n>s)

Parameters

<n>	Description : gain in dBm 255 +63.5 254 +63 ... 129 +0.5 128 +0 127 -0.5 ... 2 -63 1 -63.5 0 AUTO (i.e. adjusted values inside the module)
-----	--

6.5 +VIP Initialize voice parameter

Description	Command	Possible Response(s)
Set voice parameters	+VIP=<n>	
Get supported voice parameters	+VIP=?	(list of supported <n>s)

Parameters

<n>	Description : Mode 0 Handset (7 levels of volume, main audio interface) 1 Handsfree (5 levels of volume, main audio interface) 2 Headset (5 levels of volume, secondary audio interface) 3 Car kit (5 levels of volume, secondary audio interface) 4 Car kit (5 levels of volume, secondary audio interface) 5 Internal Loop 1 (test mode) 6 Internal Loop 2 (test mode) 7 Internal Loop 3 (test mode) 8 Leave test mode (test mode) 21 Identical to 2 (see note below) 22 Identical to 3 (see note below) 23 Digital Audio Interface
-----	---

It is possible to re-direct the audio paths (0 to 4) as well as the audio parameters (filters, gain) through the provided Audio tool.

The mention to the main and secondary audio interfaces (Speaker and Micro) are linked to the default audio parameters and defined in [HW]

The values 1 to 4 are automatically reset after a call (return to 0). Values 21 and 22

force the same state as 2 and 3, until another write command.

Value 23 is also permanent until another write command

The values 5 to 8 have been developed for testing purposes

Level volume are accessible with AT+CLVL

7 TIA578A commands

7.1 General commands

7.1.1 +FMI Manufacturer identification

Description	Command	Possible Response(s)
Get manufacturer ID	+FMI	<manufacturer> +CME ERROR: <err>
Test if command is supported	+FMI=?	

Parameters

<manufacturer>	Description
String type	Read manufacturer identification

7.1.2 +FMM Model identification

Description	Command	Possible Response(s)
Get model ID	+FMM	<model> +CME ERROR: <err>
Test if command is supported	+FMM=?	

Parameters

<model>	Description
String type	Read model identification

7.1.3 +FMR Revision identification

Description	Command	Possible Response(s)
Get revision ID	+FMR	<revision> +CME ERROR: <err>
Test if command is supported	+FMR=?	

Parameters

<revision>	Description
String type	Read revision identification

7.2 Capabilities identification and control

7.2.1 +FCLASS Model identification

Description	Command	Possible Response(s)
Set class	+FCLASS	
Get current class	+FCLASS?	+FCLASS: <class>
Get supported value	+FCLASS=?	+FCLASS: (list of supported <class>s)

Parameters

<class>	Description
0	Data mode
1	Fax class 1 (TIA-578-A) mode

7.2.2 +FTH HDLC transmit

Description	Command	Possible Response(s)
Set mode	+FTH=<mode>	
Get current mode	+FTH?	+FTH: <mode>
Get supported modes	+FTH=?	+FTH: (list of supported <mode>s)

Parameters

<mode>	Description
3	Refer to TIA-578-A

Clarification

Set command is sent to ME only when link is online data mode. Hence, set command is not implemented in AT command parser but in RLP/FAX module.

7.2.3 +FRH HDLC receive

Description	Command	Possible Response(s)
Set mode	+FRH=<mode>	
Get current mode	+FRH?	+FRH: <mode>
Get supported modes	+FRH=?	+FRH: (list of supported <mode>s)

Parameters

<mode>	Description
3	Refer to TIA-578-A

Clarification

Set command is sent to ME only when link is online data mode. Hence, set command is not implemented in AT command parser but in RLP/FAX module.

7.2.4 +FTM Facsimile transmit

Description	Command	Possible Response(s)
Set mode	+FTM=<mode>	
Get current mode	+FTM?	+FTM: <mode>
Get supported modes	+FTM=?	+FTM: (list of supported <mode>s)

Parameters

<mode>	Description
Integer type	Refer to TIA-578-A Value 9600 is always returned by read command because communication must begin at this speed.

Clarification

Set command is sent to ME only when link is online data mode. Hence, set command is not implemented in AT command parser but in RLP/FAX module.

7.2.5 +FRM Facsimile receive

Description	Command	Possible Response(s)
Set mode	+FRM=<mode>	
Get current mode	+FRM?	+FRM: <mode>

Description	Command	Possible Response(s)
Get supported modes	+FRM=?	+FRM: (list of supported <mode>s)

Parameters

<mode>	Description
Integer type	Refer to TIA-578-A Value 9600 is always returned by read command because communication must begin at this speed.

Clarification

Set command is sent to ME only when link is online data mode. Hence, set command is not implemented in AT command parser but in RLP/FAX module.

8 Proprietary AT commands

8.1 Capabilities identification and control

8.1.1 #CLS Service class

Description	Command	Possible Response(s)
Set class	#CLS=<class>	
Get current class	#CLS?	#CLS: <class>
Get the current mode	#CLS=?	#CLS: (list of currently available <class>s)

Parameters

<class>	Description
0 (default)	Data mode
1	Fax class 1 (TIA-578-A) mode

Clarification

This command has the same role and behaviour as +FCLASS command. It is needed for Microsoft® agreement.

8.2 Flow control command

8.2.1 &R RTS/CTS option

Description	Command	Possible Response(s)
Set RTS/CTS option	&R<option>	+CME ERROR: <err>

Parameters

<option>	Description
1	In sync mode, CTS is always ON (RTS transitions are ignored). In async mode, CTS will only drop if required by the flow control (See Data stored by &W for default value).

Clarification

This command selects how the modem controls CTS. CTS operation is modified if

hardware flow control is selected (see &K command). The parameter value, if valid, is written to S21 bit2

8.3 Manufacturer tests command

8.3.1 +CPOF Power off

Description	Command	Possible Response(s)
Switch off mobile	+CPOF	

Description

This command allows switching off the mobile. Note that "OK" result code will appear immediately if the command is accepted and power off will occur after that. Unexpected random characters may also be issued during switch off of MS.

8.3.2 *PSSSURC Supplementary Services notification

Description	Command	Possible Response(s)
Set mode	*PSSSURC=<mode>	
Get current mode	*PSSSURC?	*PSSSURC : <mode>
Get supported modes	*PSSSURC=?	*PSSSURC: (list of supported <mode>s)

Description

This command is to configure the AT interface to give additional information through result code to TE when D command is entered with a SS string as parameter.

When <mode> parameter is enabled one or several intermediate result code are sent to provide additional information on SS operation.

Result code

Description	Result code
Successful SS operation	*PSSSURC: <SsCode>[,<BasicServiceCode>,<SsStatus>,<no_reply_cond_timer>,<ccbs_index>,<phone_number_ton_npi>,<phone_number_config>,<phone_number>,<sub_address_type>,<sub_address_authority_and_format_identifie>,<sub_address_data>[,<clir_option>]
SS operation failure	*PSSSERR:<cause_select>,<cause>

One intermediate result code per <service code> is sent

Parameters

<mode>	Description
0	Disable sending of additional result code
1	Enable sending of additional result code

Clarification

Example: CFU interrogation for telephony service

ATD*#21*11#

*PSSURC: 33,11,0,255,,129,0,,1,2,,1

OK

Ss_code = 33 → SPS_SC_CFU

BasicServiceCode = 11 → SPS_BS_TELEPHONY

SsStatus = 0 → SPS_STATUS_DEACTIVATED

8.3.3 +PSSLEEP Power Management control

Command	Possible Response(s)
+PSSLEEP=<mngt>	+CME ERROR: <err>
+PSSLEEP=?	+PSSLEEP: (list of supported <mngt>s) OK
+PSSLEEP?	+PSSLEEP: <mngt> OK

Parameters

<mngt>	Description
0, 1	0: The module doesn't go in sleep mode as long as DTR is set to high level 1: The module decides by itself (internal timing) when it goes in sleep mode

Clarification

Action command set sleep mode for MT. If the command fails in an MT error, +CME ERROR: <err> is returned. Test command returns supported array index values.

In sleep mode, need a 'A' to wake up the system, then the AT command can be input normally.

8.4 SIM toolkit command and result codes

8.4.1 *PSSTKI SIM Toolkit interface configuration

Description	Command	Possible Response(s)
Set mode	*PSSTKI=<mode>	+CME ERROR: <err>
Get current mode	*PSSTKI?	*PSSTKI : <mode> +CME ERROR: <err>
Get supported modes	*PSSTKI=?	*PSSTKI: (list of supported <mode>s)

Description

This command is to configure SIM toolkit by AT command.

Parameters

<mode>	Description
0	STK by AT command is deactivated, only ME's MMI will receive SIM toolkit notifications
1	STK by AT command is activated: SIM toolkit notification will first be sent to AT parser. If an AT channel is connected, *PSSTK URC will be sent, *PSSTK AT command has to be used to respond. If no AT channel is connected: ME's MMI will receive the notification

8.4.2 *PSSTK SIM Toolkit control

*PSSTK command is defined to support SIM toolkit by AT commands. Only part of SIM toolkit commands that interact with user or MMI can be controlled.

All other SIM toolkit mechanism such as terminal profile, SMS or CBM data download, call control or MO SMS control by SIM, event download and all command that does not require interaction with the user (or screen) are internally managed by the ME.

This command is implemented in ATCUST module and can be updated/modified.

Notification from SIM to user: PSSTK unsolicited result code

Description	Result code
Notification from SIM to User	*PSSTK: <notification type>, <parameter1>, ..., <parameterN>

Parameters

<notification type>	Description
	A string that represents the type of notification (proactive command name) received from the SIM. Some command requires the use of *PSSTK set command to send a response to the SIM.
LANGUAGE NOTIFICATION	Sent on reception of APPI_STK_LANGUAGE_NOTIFICATION_IND
CONTROL BY SIM	Sent on reception of APPI_STK_CONTROL_BY_SIM_IND
REFRESH	Sent on reception of APPI_STK_REFRESH_IND
END CALL	Sent on reception of APPI_STK_END_CALL_IND
DISCONNECT	Sent on reception of APPI_CALL_ASYNC_DISCONNECT_IND
PROCESSING	Sent on reception of APPI_STK_PROCESSING_IND
END SESSION	Sent on reception of APPI_STK_END_SESSION_IND
ABORT SESSION	Sent on reception of APPI_STK_ABORT_SESSION_IND
NOTIFICATION	Sent on reception of APPI_STK_NOTIFICATION_IND Require use of *PSSTK set command to respond to SIM
SETUP CALL	Sent on reception of APPI_STK_SETUP_CALL_IND Require use of *PSSTK set command to respond to SIM
DISPLAY TEXT	Sent on reception of APPI_STK_DISPLAY_TEXT_IND Require use of *PSSTK set command to respond to SIM
GET INKEY	Sent on reception of APPI_STK_GET_INKEY_IND Require use of *PSSTK set command to respond to SIM
GET INPUT	Sent on reception of APPI_STK_GET_INPUT_IND Require use of *PSSTK set command to respond to SIM
PLAY TONE	Sent on reception of APPI_STK_PLAY_TONE_IND Require use of *PSSTK set command to respond to SIM
SELECT ITEM	Sent on reception of APPI_STK_SELECT_ITEM_IND Require use of *PSSTK set command to respond to SIM
SETUP MENU	
REMOVE MENU	Sent on reception of APPI_STK_REMOVE_MENU_IND Require use of *PSSTK set command to respond to SIM
SETUP IDLE MODE TEXT	Sent on reception of APPI_STK_SETUP_IDLE_MODE_TEXT_IND Require use of *PSSTK set command to respond to SIM

<parameter i>	Description
Integer or string type	Number of parameters in URC depends of message. Refer to STK SwISD and source code.

Response from user to SIM: *PSSTK command

Description	Command	Possible Response(s)
Respond to SIM	*PSSTK=<reponse type>, <parameter1>, ..., <parameterN>	+CME ERROR: <err>
Get supported response type	*PSSTK=?	*PSSTKI: (list of supported <response type>s)

Parameters

<response type>	Description
A string that represents the type of response to be sent to SIM (terminal response or envelope). Some response correspond to answer to *PSSTK URC.	
MENU SELECTION	Send a APPI_STK_MENU_SELECTION_REQ (On reception of APPI_STK_MENU_SELECTION_CNF, OK is sent)
GET ITEM LIST	Call macro MC_STK_FIRST_ITEM and MC_STK_NEXT_ITEM to get the information of the last received SET UP MENU or SELECT ITEM command.
ALL CALLS DISCONNECTED	Send a APPI_STK_ALL_DISCONNECTED_REQ
USER ACTIVITY	Send a APPI_STK_USER_ACTIVITY_IND
IDLE SCREEN AVAILABLE	Send a APPI_STK_IDLE_SCREEN_AVAILABLE_IND
SETUP CALL TERMINATED	Send a APPI_STK_SETUP_CALL_TERMINATED_REQ
COMMAND REJECTED	Send a APPI_STK_COMMAND_RJT. Used to reject any URC that requires a response.
NOTIFICATION	Send a APPI_STK_NOTIFICATION_RSP
SETUP CALL	Send a APPI_STK_SETUP_CALL_RSP
DISPLAY TEXT	Send a APPI_STK_DISPLAY_TEXT_RSP
GET INKEY	Send a APPI_STK_GET_INKEY_RSP
GET INPUT	Send a APPI_STK_GET_INPUT_RSP
PLAY TONE	Send a APPI_STK_PLAY_TONE_RSP

<response type>	Description
SELECT ITEM	Send a APPI_STK_SELECT_ITEM_RSP
SETUP MENU	Send a APPI_STK_SETUP_MENU_RSP
REMOVE MENU	Send a APPI_STK_REMOVE_MENU_RSP
SETUP IDLE MODE TEXT	Send a APPI_STK_SET_UP_IDLE_MODE_TEXT_RSP

<parameter i>	Description
Integer or string type	Number of parameters in URC depends of message. Refer to STK SwISD and source code.

Use case

```
TE (PC)                ME
|                        |
|      <--- *PSSTK:"DISPLAY TEXT",... ----> | <- unsolicited result code
|                        | received from SIM ToolKit
|      ---- *PSSTK:"DISPLAY TEXT",... --->  | <- Answer to an unsolicited
|                        | result code
|      <----- OK -----> | <- AT command result
```

8.5 CPHS proprietary commands

8.5.1 *PSVMWN Voice Message Waiting Notification

Description	Command	Possible Response(s)
Set mode	*PSVMWN=<mode>	
Get current mode	*PSVMWN?	*PSVMWN: <mode > +CME ERROR: <err>
Get supported modes	*PSVMWN =?	*PSVMWN: (list of supported mode)

Description

Set command enables/disables the presentation of notification result code from ME to TE

When <mode> = 1, a Voice Message Waiting Indication (*PSVMWI) is sent to TE when notification is received (special SMS) from network or at switch on.

Description	Result code
Voice Message Waiting Indication	*PSVMWI: <line Id > , <status> [,<index>[,<NbMsgWaiting>]] (

Parameters

<mode>	Description
0	Disable presentation of notification
1	Enable presentation of notification

<line Id>	Description
1	Line 1
2	Line 2 (Auxiliary line)
3	Data
4	Fax

<status>	Description
0	No message waiting
1	At least one message is waiting

<index>	Description
0..255	Record index in EF SMS if the received MWI message has been stored in SIM (if DCS indicates STORE MWI SMS)

<NbMsgWaiting>	Description
0..255	Number of message waiting on <line id>

8.5.2 *PSALS Alternate Line Service

Description	Command	Possible Response(s)
Select line for MO speech call	*PSALS=<LineId>	
Get current line	*PSALS?	*PSALS: <lineId > +CME ERROR: <err>

Description	Command	Possible Response(s)
Get supported lines	*PSALS =?	*PSALS: (list of supported <lineid>)

Description

Set command is used to select the line to be used for MO speech calls.

For MT (speech) calls, +CRING URC (refer +CRC command) indicates on which line the call is receive (+CRING: VOICE → default case = line 1, +CRING: VOICE_AUX → line 2.)

<line Id>	Description
1 (Default)	Line 1
2	Line 2 (Auxiliary line)

8.5.3 *PSDCIN Diverted Call Indicator Notification

Description	Command	Possible Response(s)
Set mode	*PSDCIN=<mode> [, <Line Id>]	[*PSDCIN: <Line Id>, <status> [[...] <CR><LF>* PSDCIN: <Line Id>, <status>]] +CME ERROR: <err>
Get current mode	*PSDCIN?	*PSDCIN: <mode > +CME ERROR: <err>
Get supported values	*PSDCIN =?	*PSDCIN: (list of supported <modes>), (list of supported <line>s)

Description

Set command enables/disables the presentation of a Diverted Call Indication (also know as CFU) result code from ME to TE.

When <mode> = 2, status of <line Id> is requested. If <Line Id> is not provided query is requested for all lines.

When <mode> = 1, Diverted Call Indication *PSDCI is sent to TE on reception of network notification. (Several result code can be sent at the same time on reception of the notification)

Description	Result code
Diverted Call Indication	*PSDCI: <Line Id>, <status>

Parameters

<mode>	Description
0	Disabled CFU notification presentation
1	Enabled CFU notification presentation
2	Query CFU status

<line Id>	Description
1	Line 1
2	Line 2 (Auxiliary line)
3	Data
4	Fax

<status>	Description
0	Not active
1	Active

8.5.4 *PSMBNB Mailbox Number

Description	Command	Possible Response(s)
Set mailbox number in SIM	*PSMBNB=<Line Id>[, <number>, <type> [,<text>]]	+CME ERROR: <err>
Read mailbox numbers	*PSMBNB?	[*PSMBNB: <Line Id>, <number>,<type>,<text> [[...] <CR><LF>*PSMBNB: <Line Id>, <number>,<type>,<text>]] +CME ERROR: <err>
Get supported values	*PSMBNB =?	*PSMBNB: (list of supported <Line Id>), (List of supported <type>), [<nlength>],[<tlength>]

Description

The purpose of this command is not to replace +CSVM command but to offer more possibilities for Mailbox numbers settings (+CSVM command allow only voice mailbox settings, CPHS define one record per line).

Set command writes the mailbox number for <line id> in SIM.

If only <Line Id> is present in command corresponding record is deleted in SIM.

Parameters

<line Id>	Description
1	Line 1
2	Line 2 (Auxiliary line)
3	Data
4	Fax

<number>	Description
String type	Phone number of format <type>

<type>	Description
Integer type	Type of address (refer GSM 04.08 [8] subclause 10.5.4.7) ; default 145 when dialling string includes international access code character "+", otherwise 129

<text>	Description
String type	Field of maximum length <tlength> Character set as specified by +CSCS

<nlength>	Description
Integer type	Value indicating the maximum length of field <number>

<tlength>	Description
Integer type	Value indicating the maximum length of field <text>

8.5.5 *PSCSP Customer Service Profile

Description	Command	Possible Response(s)
Set command	*PSCSP	
Read CSP	*PSCSP?	[*PSCSP: <Service Groupe code x>, <status> [[...]<CR><LF>*PSCSP: < Service Groupe code y>, <status>]] +CME ERROR: <err>

Description	Command	Possible Response(s)
Get supported values	*PSCSP=?	* PSCSP: (list of supported <Service Groupe code>)

Description

Command used to read the CSP file in SIM.
Set command has no effect (OK returned).

Parameters

<service group code>	Description
String type	Hexadecimal representation of a coding group as defined in CPHS recommendation ("01".."09", "C0" "D5")

<status>	Description
String type	Bitfield representation of each element of a service group (ex: "11000000")

8.5.6 *PSINFN Information number

Description	Command	Possible Response(s)
Get information number entries	*PSINFN=<index1>[,<index 2>]	*PSINFN: <index1>,<number>,<type>,<text>,<Net Id>,< Prem Id>,< Level> [[...]<CR><LF>*PSINFN: <index2>,<number>,<type>,<text>,<Net Id>,< Prem Id>,< Level>[[...]<]] +CME ERROR: <err>
Read command	*PSINFN	
Get supported values	*PSINFN=?	*PSINFN: (list of supported <index>s],[<nlength>],[<tlength>]

Description

Set command returns phonebook entries in location number range <index1>... <index2> from Information Number SIM file. If <index2> is left empty, only location <index1> is returned. If all queried locations are empty (but available), no information text lines may be returned (only an OK is returned). If listing fails in a ME error, +CME ERROR: <err> is returned.

Read command has no effect (returns OK)

Information number shall only be presented to TE if field InformationsNumbers of CSP file is 0xFF. (use of AT*PSCSP? To check Service Group D5). Otherwise +CME ERROR: <err> is returned.

Parameters

<index> <index1> <index2>	Description
0..255	Index of information number phonebook entry

<number>	Description
String type	Phone number of format <type>

<type>	Description
Integer type	Type of address

<text>	Description
String type	Field of maximum length <tlength> Character set as specified by +CSCS

<NetId>	Description
Integer type	Representation of the Network specific indicator

<PremId>	Description
Integer type	Representation of Premium service indicator

<Level>	Description
Integer type	Representation of the level of the record (in the tree)

<nlength>	Description
Integer type	Value indicating the maximum length of field <number>

<tlength>	Description
Integer type	Value indicating the maximum length of field <text>

8.6 General purpose proprietary commands

8.6.1 *PSPRAS Pin Remaining Attempt Status

Description	Command	Possible Response(s)
Set command	*PSPRAS	OK
Get remaining PIN attempts	*PSPRAS?	*PSPRAS: < pin1>, <puk1>, <pin2>, <puk2> +CME ERROR: <err>
Get supported codes	*PSPRAS=?	*PSPRAS: (list of supported <code>)

Description

This command is used to get the number of remaining PIN and PUK attempts. Set command has no effect (returns OK).

Parameters

<pin1>	Description
0..3	Number of remaining attempts for PIN 1

<pin2>	Description
0..3	Number of remaining attempts for PIN 2

<puk1>	Description
0..10	Number of remaining attempts for PUK 1

<puk2>	Description
0..10	Number of remaining attempts for PUK 2

<code>	Description
SIM PIN1	PIN 1 identifier
SIM PIN2	PIN 2 identifier
SIM PUK1	PUK 1 identifier
SIM PUK2	PUK 2 identifier

8.6.2 *PSSEAV Service Availability

Description	Command	Possible Response(s)
Set mode	*PSSEAV=<mode>	
Get current mode	*PSSEAV?	*PSSEAV: <mode> [<CR><LF>*PSREADY: <service> [...]<CR><LF>*PSREADY: <service>]
Get supported modes	*PSSEAV=?	*PSSEAV: (list of supported modes), (list of supported services)

Description

Set command enables/disables the presentation of notification result code from ME to TE. When <mode> = 1, *PSREADY result code is sent to TE when <service> is available.

Read command is used to get current mode and to check which service are already available (*PSREADY is returned only for available services).

Description	Result code
Service ready	*PSREADY: <service>

Parameters

<mode>	Description
0	Disable notification presentation
1	Enable notification presentation

<service>	Description
0	Phone book service availability
1	SMS service availability

<service>	Description
2	CBM service availability

Clarification

If a service becomes available before any AT channel is connected, *PSREADY notification will be buffered and sent as soon as the first AT channel connects.

8.6.3 +PSSREP Mobile start-up reporting

Command	Possible Response(s)
+PSSREP=<act>	+CME ERROR: <err>
+PSSREP=?	+PSSREP: (list of supported <act>s) OK
+PSSREP?	+PSSREP: <act>,<stat>

Parameters

<act>	Description
0 or 1	Indicates if the module must send an unsolicited code during the startup. 0: The module doesn't send an unsolicited code 1: The module will send an unsolicited code *PSSUP

<stat>	Description
0 or 1	This code indicates the status of the module. 0: The module is ready to receive commands for the TE. No access code is required 1: The module is waiting for an access code. (The AT+CPIN? Command can be used to determine it) 2: The SIM card is not present 3: The module is in "SIMlock" state 4: unrecoverable error 5: unknown state

Clarification

The module uses unsolicited code once after the boot process *PPSUP: <stat>

The PPSUP notification will not be sent if the module is in autobaud mode and nobytes have been received from TE to adapt the serial link to the actual speed

If the command fails in an MT error, +CME ERROR: <err> is returned. Test command returns supported array index values.

8.6.4 *PSCHRU Channel registration URC

Description	Command	Possible Response(s)
Set URC filter	*PSCHRU=<mask>	
Get current channel filter	*PSCHRU?	*PSCHRU: <mask>
Get supported masks	*PSCHRU=?	*PSCHRU: (list of supported <mask>s)

Description

Set command is used to filter one or several type of URC on a channel. By default all URC types are enabled on a newly opened channel.

This command only applies on the channel it is submitted, other channels are not impacted. Depending of <mask> value, URC will or will not be broadcasted on the channel.

Parameters

<mode>	Description
0	No URC sent on the channel
1	Call related URC to be sent on the channel: RING, +CRING, +CCCM, +CCWV, +CCWA, +CLIP, +COLP, +CSSI, +CSSU, *PSCALL, *PSDCI, *PSCSC, *PSCN, *PSVTCS
2	SMS related URC to be sent on the channel: +CDS, +CMT, +CMTI, *PSMWI
4	CBM related URC to be sent on the channel: +CBM
8	ME status related URC to be sent on the channel: +CIEV, *PSCP, *PSNWID, *PSUTTZ,
16	Network registration related URC to be sent on the channel: +CREG, +CGREG, *PSNTRG
32	SS related URC to be sent on the channel: +CUSD
64	Initialisation related URC to be sent on the channel: *PSREADY
128	Debug related URC to be sent on the channel: *PSDBG
256	SIM toolkit related URC to be sent on the channel: *PSSTK

Clarification

To enable the display of URC SMS (2) and CALL(1) and to forbid the display of the

others on a channel, choose 2 and 1 parameter, i.e send:

AT*PSCHRU=3

OK

8.6.5 +PSTAT tool detection enable

Description	Command	Possible Response(s)
Trig restart with tool detection	+PSTAT=<param>	OK
Get current format	+PSTAT?	ERROR
Get supported formats	+PSTAT =?	ERROR

Parameters

<param>	Description
Integer type	Useless parameter

Clarification

The set command enables tool presence detection by embedded and provokes an intended watchdog reset.

When restarting after WD, the init driver sends 'I' (0x49) on UART to enquire for a tool.

Further reboots (intended or not) does not provoke tool detection procedure.

8.6.6 *PSRDBS Radio band settings

Description	Command	Possible Response(s)
Set radio bands	*PSRDBS=<mode> [,<GSM band> , [<UMTS band>]]	+CME ERROR: <err>
Get current values	*PSRDBS?	*PSRDBS: <GSM band> [, <UMTS band>]
Get supported values	*PSRDBS=?	*PSRDBS: (list of supported <mode>s), (list of supported <GSM band>s), (list of supported <UMTS band>s)

Description

Set command is used to set the radio band(s).

When <mode>=0, band settings are taken into account only at next switch on.

When <mode>=1, a stack restart is performed to select immediately the requested

settings.

Parameters

<mode>	Description
0 (Default)	Set radio bands, will be taken into account at next switch on
1	Set radio bands, a stack restart is performed to take into account the new selected bands.

<GSM band>	Description
1	GSM 850
2	GSM 900
4	E-GSM
8	DCS 1800
16	DCS 1900

Bit field type parameter; to set several bands sum up the values

<UMTS band>	Description
1	UMTS band 1
2	UMTS band 2
4	UMTS band 3
8	UMTS band 4
16	UMTS band 5
32	UMTS band 6

Bit field type parameter; to set several bands sum up the values

Clarification

Example:

To set GSM 900 & PCS1800 for GSM and band 1,2,3 for UMTS:

AT*PSRDBS=1,10,7

OK

8.6.7 *PSADC A/D Convert info

Description	Command	Possible Response(s)
Set A/D value	*PSADC=<Adc>,<Meastime>	

Description

This command will return AdcValue,RequestedAdc,MeasTime,BurstPower.

Parameters

<Adc>	Description
0	BAT_VOLTAGE
3	PRODUCT_TEMPERATURE
4	AUDIO_ACCESSORIES
5	OTHER_ACCESSORIES
6	VPERM_VOLTAGE

<MeasTime>	Description
1	DURING_TX
2	FAR_FROM_TX
3	NO_CONSTRAINT

8.6.8 +PSRIC RI behaviour

Description	Command	Possible Response(s)
Set RI masker	+PSRIC=<RImask>,<RIshape>	
Get RI masker	+PSRIC?	ERROR
Get supported RI masker	+PSRIC=?	ERROR

Description

This command will set RI behaviour.

Parameters

<RImask>	Description
0	NO_RI
1	CALL_RI
2	SMS_RI
4	CBM_RI
8	SS_RI

<RImask>	Description
16	CIEV_RI
31	ALL_RI

<RIshape>	Description
0	PULSE_RI
1	CONTINUOUS_RI

8.6.9 +WMGPIO GPIO access

Description	Command	Possible Response(s)
Set GPIO access	+WMGPIO=<IO>,<cde>	if <cde>=2 +WMGPIO: <IO>,<status> OK else OK
Get GPIO acces	+WMGPIO?	OK
Get supported GPIO access	+WMGPIO=?	+WMGPIO: (list of supported <IO>s),(list of supported <cde>s) OK

Description

This command allows reading or writing a GPIO.

Parameters

<IO>	Description
1	GPIO1
3	GPIO3
5	GPIO5

<cde>	Description
0	Reset the selected GPIO
1	Set the selected GPIO
2	Request the status of the selected GPIO

<status>	Description
0	GPIO is low
1	GPIO is high

Note: GPIO configuration is not stored in memory. The current configuration is lost with a reset.

Be aware that this command doesn't change the reset state of the GPIO.

8.6.10 +WMGPIOCFG GPIO configuration

Description	Command	Possible Response(s)
Set GPIO configuration	+WMGPIOCFG=<IO>,<dir>,<pull mode>	OK
Get GPIO configuration	+WMGPIOCFG?	+WMGPIOCFG: <IO>,<dir>,<pull mode> [+WMGPIOCFG: <IO>,<dir>,<pull mode> ...] OK
Get supported GPIO configuration	+WMGPIOCFG=?	+WMGPIOCFG: (list of supported <IO>s),(list of supported <dir>s),(list of supported <pull mode>s) OK

Description

This command allows setting a GPIO as input or output.

Parameters

<IO>	Description
1	GPIO1
3	GPIO3
5	GPIO5

<dir>	Description
0	output
1	input

<pull mode>	Description
0	pull down
1	pull up
2	no pull

Note: The GPIO configuration is not stored in memory. The current configuration is lost with a reset.

If GPIO set as output, user cannot select pull mode as “no pull”.

8.6.11 +WMPWM PWM and buzzer configuration

Description	Command	Possible Response(s)
Set PWM configuration	+WMPWM=<output>,<operation>,[<period>],[<dutycycle>]	OK
Get PWM configuration	+ WMPWM?	+WMPWM:<output>,<operation>,<period>,<dutycycle> [+WMPWM:<output>,<operation>,<period>,<dutycycle>...] OK
Get supported PWM configuration	+ WMPWM=?	+WMPWM:(list of supported <output>s),(list of supported <operation>s),(list of supported <periods>s),(list of supported <dutycycle>s) OK

Description

This command allows setting PWM or buzzer configuration.

Parameters

<output>	Description
0	PWM0
1	PWM1
2	Buzzer

<operation>	Description
0	Turn off

<operation>	Description
1	Turn on
2	Always high level

<period>	Description
0 ... 126 (when <output> is PWM0 or PWM1)	0: PWM always low level 1 ... 126: PWM period as n+1 TSYCLK/8 (TSYCLK/8 = 1/(26MHz/8) = 307ns)
0 ... 1024 (when <output> is buzzer)	freq = SYSCLK/(period*2*64) (ex: if period = 203, then freq = 26MHz/(203*2*64) = 1KHz)

<dutycycle>	Description
0 ... 100	dutycycle percentage

Note: - Buzzer does not have "Always high level" operation.

- Default values of period and duty-cycle for PWM0 and PWM1 are 63, 50.

- Default value of period and duty-cycle for buzzer are 250, 100.

8.7 Call and network proprietary commands

8.7.1 *PSCSCN Call state change notification

Description	Command	Possible Response(s)
Select notification presentation mode	*PSCSCN=<mode>	+CME ERROR: <err>
Get the current mode	*PSCSCN?	*PSCSCN: <mode>

Description

This command allows presentation of information about CS call states as well as audio or in-call notifications related to current call.

This command does not replace +CLCC command. TE is notified whenever the state of a call changes, this avoids TE to use polling mechanism with +CLCC command to know the states of each call.

When <mode>=0, set command disables both the presentation of call state change URC (*PSCSCN) and call notification URC (*PSCN)

When <mode> = 1, set command enable the presentation of call state change URC

(*PSCSC) every time the states of a call change.

When <mode>=2, set command enables both the presentation of call state change URC (*PSCSC) and call notification URC (*PSCN) every time audio or in-call notification occurs (in-band, SS-notify...).

Description	Result code
Call state change	*PSCSC: <Call Id>, <State>, <Status>, [<Number>], [<type>], [<Line Id>], [<CauseSelect>],[<Cause>], [<Bearer>]

The optional fields of the URC are filled only when information is available (i.e depending of the state of the call), otherwise they are left empty.

Description	Result code
Call notification	*PSCN: <Call Id>, <Notification>

The optional fields of the URC are filled only when information is available otherwise they are left empty.

Parameters

<mode>	Description
0	Disable presentation all notifications
1	Enable presentation of *PSCSC
2	Enable presentation of *PSCSC and *PSCN

<Call Id>	Description
0	Call Id not yet assigned (alerting MT call)
1..7	Call Id representing a CS speech call
> 8	Call Id representing a CS data call

<State>	Description
0	MO call SETUP (no control by SIM)
1	MO call SETUP WITH CONTROL BY SIM (accepted)
2	MO call SETUP ERROR (control by SIM rejected or other problem)
3	MO call PROCEED
4	MO call ALERT (at distant)

<State>	Description
5	MO call CONNECT (with distant)
6..9	RFU
10	MT call SETUP
11	MT call SETUP ACCEPTED (Bearer capabilities accepted by the ME)
12	MT call SETUP REJECTED (Bearer capabilities rejected by the ME)
13	MT call ALERT
14	MT call CONNECT (ME has successfully accepted the call)
15	MT call CONNECT ERROR (ME was not able to accept the call)
16..19	RFU
20	Call DISCONNECT BY NETWORK
21	Call DISCONNECT BY USER
22	Call REJECT BY USER
23..29	RFU
30	MO call SETUP - Call initiated by SAT (SET UP CALL command received)
31	MO call PROCEED - Call initiated by SAT (SET UP CALL command received)
32	MO call ALERT (at distant) - Call initiated by SAT (SET UP CALL command received)
33	MO call CONNECT (with distant) - Call initiated by SAT (SET UP CALL command received)

Note: This command uses information available at APPI interface (application i/f). AT parser does not interface directly with protocol stack so it does not have immediate access to L3 messages, this means that <state> does not match L3 messages exactly (as they are defined in 24.008 recommendation).

<Status>	Description
0	Call in ACTIVE state
1	Call in HOLD state (applicable only for speech calls, either MO or MT)
2	Call in MULTIPARTY ACTIVE state (applicable only for speech calls, either MO or MT)
3	Call in MULTIPARTY HOLD state (applicable only for speech calls, either MO or MT)

<Number>	Description
String type	Phone number (same as in +CLIP)

<type>	Description
Integer type	Type of address (same as in +CLIP)

<Line Id>	Description
1	Line 1
2	Line 2 (auxiliary line)

<Cause Select>	Description
Integer type	Refer SwISD UPV

<Cause>	Description
Integer type	Refer SwISD UPV

<Bearer>	Description
String type	Hexadecimal representation format of bearer capability (for data calls only).

<Notification>	Description
SS notification by network (Partly described in Rec. 24.080)	
1	Incoming call is a forwarded call
2	Incoming call has been forwarded
4	Outgoing call has been forwarded
5	Call is waiting at distant
6	Call is held by distant
7	Call is retrieved by distant
8	Call is in multiparty
9	CLIR suppression rejected
129	Incoming call is a deflected call

<Notification>	Description
132	Outgoing call has been deflected call
Audio notification	
16	Audio on
17	Audio off
18	In band information
19	Audio mute
SS status. (Partly described in Rec. 24.080 & Rec. 29.002)	
32	All forwarding SS
33	Call forwarding unconditional
40	All conditional forwarding SS
41	Call forwarding on mobile subscriber busy
42	Call forwarding on no reply
43	Call forwarding on mobile subscriber not reachable
144	All barring SS
145	Barring of outgoing calls
146	Barring of all outgoing calls
147	Barring of outgoing international calls
148	Barring of outgoing international calls expect those directed to home PLMN
153	Barring of incoming calls
154	Barring of all incoming calls
155	Barring of incoming calls when roaming outside home PLMN country
Notification pertaining to the call (refer rec. 24.008 - § 10.5.4.20)	
48	User suspended
49	User resumed
50	Bearer change
Alerting patterns (refer rec. 24.008 - § 10.5.4.26)	
80	Alerting pattern level 0
81	Alerting pattern level 1
82	Alerting pattern level 2
84	Alerting pattern category 1
85	Alerting pattern category 2

<Notification>	Description
86	Alerting pattern category 3
87	Alerting pattern category 4
88	Alerting pattern category 5

Clarification

This command uses information available at APPI interface (application i/f). AT parser does not interface directly with protocol stack so it does not have immediate access to L3 messages, this means that <state> does not match L3 messages exactly as they are defined in 24.008 recommendation.

• SIM toolkit- SET UP CALL

Values 30..33 for <state> are used when a SET UP CALL proactive command has been received from the SAT. This call is initiated internally in the ME by STK.

*PSCSCS notification will be broadcasted as URC: the MO call has been initiated by STK, no AT channel is associated to the call.

Examples:

MO speech alerting at distant and initiated on line 1

*PSCSCS: 1, 4, 1,, 1, , ,

MO speech call connected to "1111111" and active on line 1

*PSCSCS: 1, 5, 1, "1111111", 129, 1, , ,

MT data call connected to "123456" and active on line 1, BC list = A28881211563A6

*PSCSCS: 8, 14, 1, "123456", 129, 1, , , "A28881211563A6"

8.7.2 +CNAP Command: Calling Name Presentation

Description	Command	Possible Response(s)
Control +CNAP URC	+CNAP=<n>	
Get status of CNAP	+CNAP?	+CLIR: <n>, <m>
Get supported values	+CNAP=?	+CNAP: (list of supported <n>s)

Parameters

<n>	Description
0	+CNAP notification is disabled
1	Enabled unsolicited result code: +CNAP: <name>, <validity>

<m>	Description
0	Network does not provide the CNAP service
1	Network provides the CNAP service
2	Unknown (e.g. no network, etc.)

<validity>	Description
0	Name presentation allowed
1	Presentation restricted
2	Name unavailable
3	Name presentation restricted

Clarification

CNAP (Calling Name Presentation) is a supplementary service provided by the network. +CNAP command enables or disables the presentation of the name provided by the network.

8.7.3 *PSFSNT Field strength notification

Description	Command	Possible Response(s)
Select notification mode	*PSFSNT=<mode>	+CME ERROR: <err>
Get the current mode	*PSFSNT?	PSFSNT : <mode>

Description

This command allows presentation of field strength notification.

Set command enable (or disable) the presentation of *PSFS each time field strength increase or decrease of 5 dBm.

Description	Result code
Field strength notification	*PSFS: <Field strength> [,<UMTS Field Strength>]

Parameters

<mode>	Description
0	Disable presentation of notification
1	Enable presentation of notification

<field strength>	Description
0	GSM RX level is less than -110 dBm
1..62	GSM RX level is less than -109..-48 dBm
63	GSM RX level is greater than -48 dBm
255	GSM RX level is unavailable

<UMTS field strength>	Description
0	UMTS RSCP is less than -116 dBm
1..90	UMTS RSCP is less than -115..-25 dBm
91	UMTS RSCP is less than -25 dBm
255	UMTS RSCP is unavailable

Clarification

The values defined are not the same as for +CSQ command.

8.7.4 *PSCSSC Call successful control

Description	Command	Possible Response(s)
Set mode	*PSCSSC=<mode>	+CME ERROR: <err>
Get current mode	*PSCSSC?	*PSCSSC : <mode>

Description

This command controls the emission of the result code for MO speech successful set-up.

If "Connected line identification presentation" supplementary service is activated (refer to +COLP), result code for ATD command will be sent to TE when call is connected to the called party (successful call set-up).

If "Connected line identification presentation" supplementary service is not activated (refer to +COLP), result code for ATD can be sent as soon as call set-up is started or after call is connected to the called party (after successful call set-up).

Set command allows selection of <mode> for MO speech call result code.
If user set <mode >=1 when +COLP is also activated, ERROR will be returned.
Mode will remains to 0.

Parameters

<mode>	Description
0 (Default)	OK is returned only when call is connected to the remote party
1	OK is returned when call setup is started .The user is not informed of call successful connection to remote party. If the call fails, NO_ANSWER or NO_CARRIER will be sent after the OK.

8.7.5 *PSCCDN Call connection and disconnection notification

Description	Command	Possible Response(s)
Set mode	*PSCCDN=<mode>	
Get current mode	*PSCCDN?	*PSCCDN : <mode>
Get supported values	*PSCCDN =?	*PSCCDN: (list of supported <mode>s), (List of supported <status>s)

Description

This command allows presentation of information about connection or disconnection of a CS call (either MT or MO). This URC allow TE to exactly know which call is being connected or disconnected (NO CARRIER urc is not sufficient to discriminate calls id)

Set command enables/disables the presentation of notification result code from ME to TE.

When <mode> = 1, *PSCALL result code is sent to TE on connection or disconnection of call <Call Id>

Description	Result code
Call notification	*PSCALL: <Call Id>,<Status> [,<Number>]

Parameters

<mode>	Description
0	Disable notification
1	Enable notification

<call id>	Description
0	Waiting call (alerting, no call id assigned yet)
1..7	Speech call ID
> 8	Data call id

<status>	Description
0	Disconnected
1	Connected

<number>	Description
String type	Phone number (when <status> =1)

Clarification

Special case: to inform that current waiting call has been disconnected: *PSCALL: 0,0 is sent.

The +CLCC command can be used to get more information about a specific call.

WAVECOM S.A. : 3 esplanade du Foncet - 92442 Issy-les-Moulineaux - France - Tel: +33 1 46 29 08 00 - Fax: +33 1 46 29 08 08
Wavecom, Inc: 430 Davis Drive, Suite 300 Research Triangle Park, North Carolina, USA - Tel: +1 919 237 4000 - Fax: +1 919 237 4140
WAVECOM Asia-Pacific: Unit 201-207, 2nd Floor, Bio-Informatics Centre No. 2 Science Park West Avenue, Hong Kong Science Park,
Shatin, New Territories, Hong Kong (PRC) - Tel: +852-2824 0254 - Fax: +852-2824 0255
[\[Online contact details, GPS and maps\]](#)

wavecom 
Smart wireless. Smart business.