


10W HIGH POWER LED



ATTENTION: LED IS AN ELECTROSTATIC SENSITIVE DEVICE. HANDLE WITH PRECAUTION.



■ FEATURES

- Guaranteed minimum flux up to 900lm for White at 1050mA
- Available in White (2,500K to 10,000K CCT)
- Maximum drive current up to 1200mA.
- Max junction temperature :120 °C
- No UV light
- Fast lit up response (less than 100nS).
- Electrically neutral thermal path
- Long lifetime of 50,000 hours.
- RoHS-compliant

■ TYPICAL APPLICATIONS

- Street Lamp to replace HPS and LPS lamps.
- Commercial lightings to replace Halogen and fluorescent lamps.
- Reading lights in Car, Bus, Aircraft and Trains.
- Exterior and interior decorative lightings for shops, restaurants, hotels, discos, pubs, etc
- Signage lighting.
- Landscape lightings like parks, bridges, buildings.
- Automotive headlamp

10W HIGH POWER LED**Flux Characteristics ($T_j = 25^{\circ}\text{C}$; $I_F = 1050\text{mA}$)**

Color	CCT Range (K)	Luminous Flux(lm)	Ordering Code
White	5500~6500	900~1000	NPT10W9005565
Warm White	2700~3300	900~1000	NPT10W9002733

Note: NPT maintains a tolerance of +/- 4% on flux measurements.

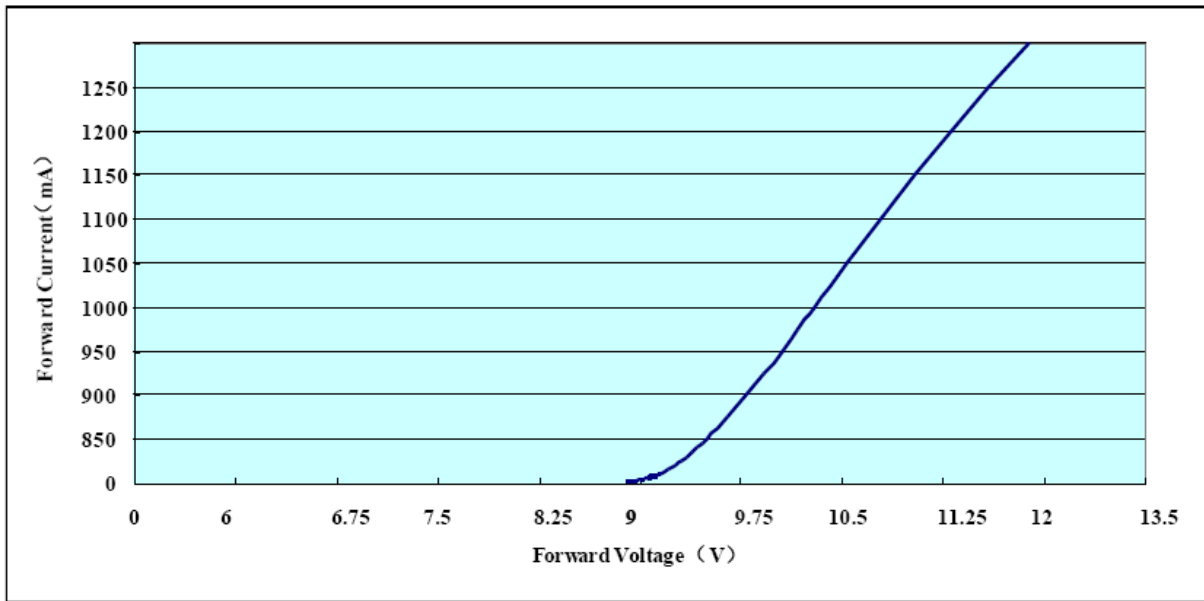
Characteristics

Characteristics	Unit	Minimum	Typical	Maximum
Viewing Angle	degrees	155	160	165
DC forward current	mA			1050
DC pulse current (@ 1kHz, 10% duty cycle)	mA			1200
Reverse voltage	V			5
Reverse Leakage current @5V	uA			10
Forward Voltage @1050mA	V		10.0	10.5
LED Junction Temperature	°C			120
Suggested operating heat sink temperature	°C			85
Storage temperature	°C	-40		100
Electrostatic Discharge Threshold (HBM)	V			3000

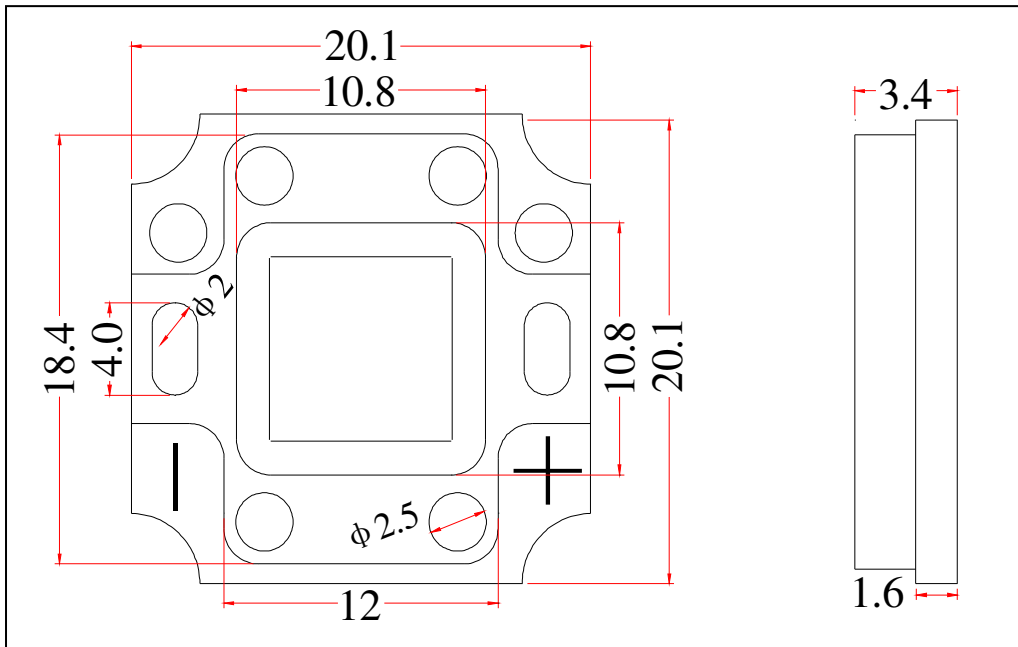
Note: NPT maintains a tolerance of +/- 0.1V on Forward Voltage measurements.

10W HIGH POWER LED

Electrical Characteristics ($T_i = 25\text{ }^\circ\text{C}$)



Outline dimensions



Note:

1. All units in mm
2. Tolerance +/- 0.25mm

Copyrights © 2009 Novel Power Technologies Ltd. All rights reserved. The information in this document is subject to change without notice.