

UAG

Stepper Motors

Rotational

UAG1/2

Dimensions (mm)	∅ 20 x 17.2
Step angle (grad)	18
Holding torque (cNm)	0.7 / 0.5
Detent torque (cNm)	0.14
Resistance per winding	
bipolar/unipolar 6 V (Ω)	27/35
12 V (Ω)	150/170
24 V (Ω)	675/700
Gear combination	on request



Standard Data

Climatic class	wide-spread according to DIN IEC 60721-2-1
Ambient temperature operation	°C -40...+60
Ambient temperature storage	°C -40...+100
Thermal resistance at f=0 R _{therm}	32 K/W
Thermal class	B according to IEC 85
Approval	standard
Mounting	any position
Electrical connection	insulation displacement connection, pins, cable
Protection	IP 40 according to DIN EN 60529
Weight	25 g
Rotor stalling	motor can be stopped when voltage is applied, without being overheated
Bearings	sintered bronze, self-lubricating

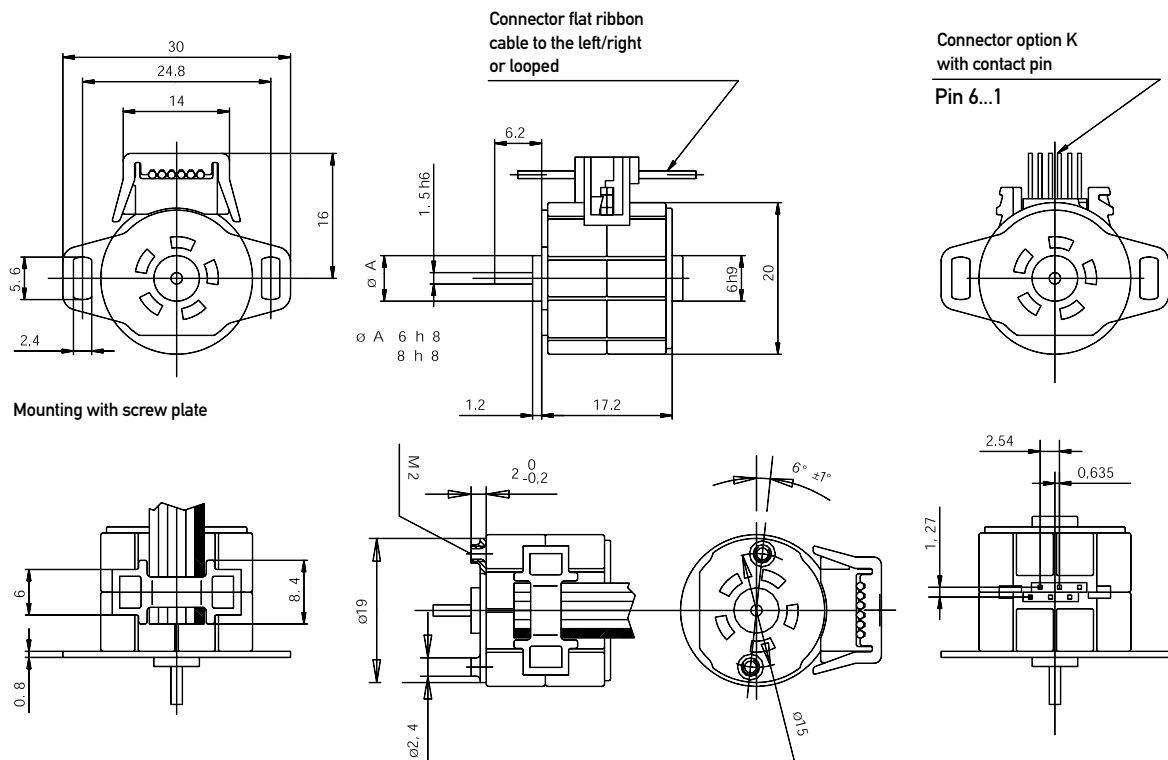
Order Reference

Type	Stepper Motor	UAG	1	0	N	27 Ω	R	E
Configuration	1 bipolar 2 unipolar							
Rotor shaft, mounting	0 centring 8 mm, mounting plate with screw M2 3 centring 8 mm, mounting plate with long holes A centring 6 mm, mounting plate with screw M2 E centring 6 mm, mounting plate with long holes							
Approval	N Approval Standard							
Resistance	See page 34 Resistance per winding for bipolar or unipolar.							
Direction	reversible							
Cable	E cable 150 mm with plug AMP MicroMatch 0-215083-6 (other on request)							

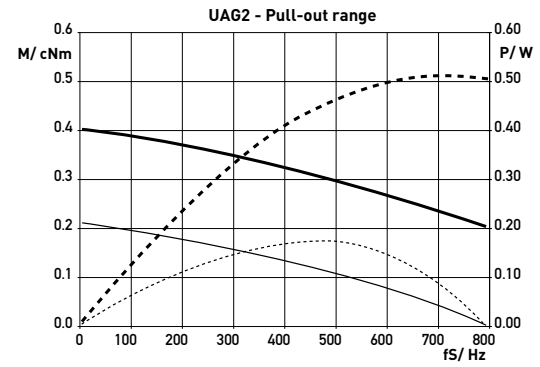
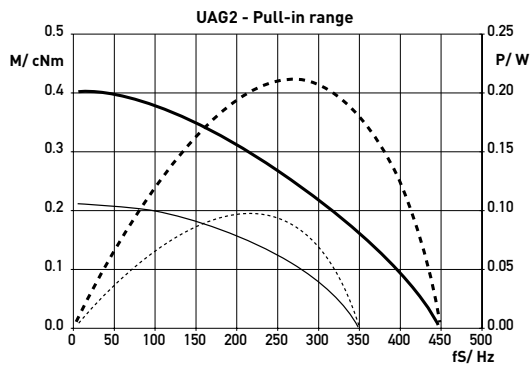
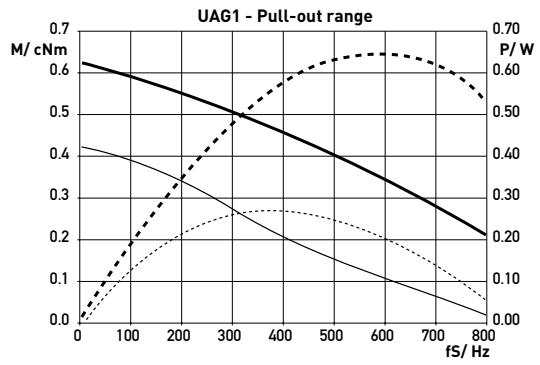
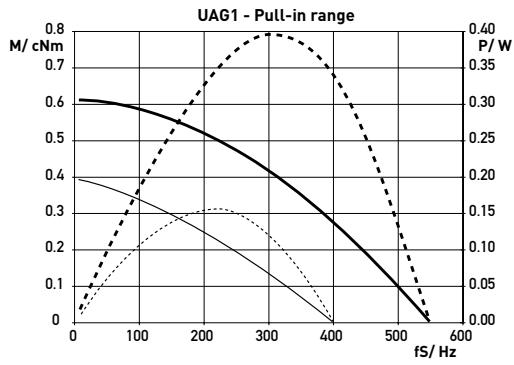
Technical Data

bipolar (UAG1)	Rated voltage U_N	V	6	12	24
	Resistance per winding	R_{20}	27	150	675
unipolar (UAG2)	Rated voltage U_N	V	6	12	24
	Resistance per winding	R_{20}	35	170	700
Steps per revolution			20		
Duty cycle			100%		
Winding temperature T_{max}			130° C		
Rotor inertia J_R			0.31 gcm ²		
Holding torque M_H			0.7 cNm (UAG1) 0.5 cNm (UAG2)		
Detent torque M_H			0.14 cNm		
Direction of rotation			reversible		

Dimensions



Performance Chart



— M - ED 100 %
 — M - ED 30 %

..... P - ED 100 %
 - - - - P - ED 30 %