SILICON NPN TRIPLE DIFFUSED TYPE

2N3055

GENERAL PURPOSE POWER TRANSISTOR.

POWER REGULATOR, SWITCHING AND SOLLENOID DRIVES APPLICATIONS.

FEATURES:

. High Gain at High Current
. Low Saturation Voltage : $V_{CE(sat)} < 1.1V$, @I_C=4A, I_B=0.4A
. Excellent Area of Safe Operatings

Unit in mm

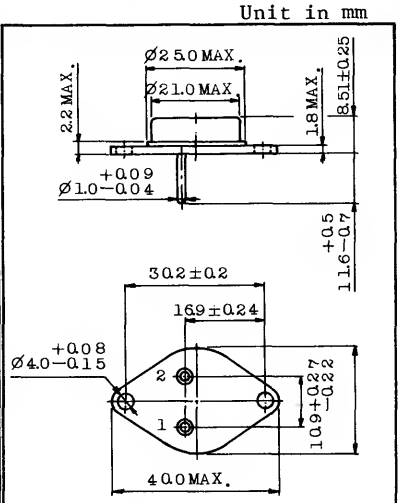

1. BASE
2. EMITTER
COLLECTOR (CASE)

JEDEC	TO-204MA/TO-3
EIAJ	TC-3, TB-3
TOSHIBA	2-21D1A

Weight : 12.6g

MAXIMUM RATINGS (Ta=25°C)

	CHARACTERISTIC	SYMBOL	RATING	UNIT
*	Collcetor-Base Voltage	V_{CBO}	100	V
*	Collector-Emitter Sustaining Voltage (R_{BE}=100 Ω)	$V_{CER(SUS)}$	70	V
*	Collector-Emitter Sustaining Voltage	$V_{CEO(SUS)}$	60	V
*	Emitter-Base Voltage	V_{EBO}	7	V
*	Collector Current	I_C	15	A
*	Base Current	I_B	7	A
*	Collector Power Dissipation (Tc=25°C) Derate Linearly	P_C	115	W
			0.66	W / °C
*	Junction Temperature	T_j	200	°C
*	Storage Temperature Range	T_{stg}	-65 ~ 200	°C

ELECTRICAL CHARACTERISTICS (Ta=25°C)

	CHARACTERISTIC	SYMBOL	TEST CONDITION	MIN.	TYP.	MAX.	UNIT
*	Collector Cut-off Current	I_{CEX}	V_{CE}=100V, V_{BE}=-1.5V	-	-	5	mA
*	Collector Cut-off Current	I_{CEX}	V_{CE}=100V, V_{BE}=-1.5V, Tc=150°C	-	-	30	mA
*	Collector Cut-off Current	I_{CEO}	V_{CE}=30V, I_B=0	-	-	0.7	mA
*	Emitter Cut-off Current	I_{EBO}	V_{EB}=7V, I_C=0	-	-	5	mA
*	Collector-Emitter Sustaining Voltage	$V_{CER(SUS)}$ **	I_C=0.2A, R_{BE}=100 Ω	70	-	-	V
*	Collector-Emitter Sustaining Voltage	$V_{CEO(SUS)}$ **	I_C=0.2A, I_B=0	60	-	-	V
*	DC Current Gain	h_{FE}	V_{CE}=4V, I_C=4A	20	-	70	
			V_{CE}=4V, I_C=10A	5	-	-	
*	Base-Emitter Voltage	V_{BE}	V_{CE}=4V, I_C=4A	-	-	1.8	V
*	Collector-Emitter Saturation Voltage	$V_{CE(sat)}$	I_C=4A, I_B=0.4A	-	-	1.1	V
			I_C=10A, I_B=3.3A	-	-	8	V
*	Small Signal Current Gain Cut-off Frequency	f_{hfe}	V_{CE}=4V, I_C=1A, f=10kHz	20	-	-	kHz
*	Small Signal Current Gain	$\|h_{fe}\|$	V_{CE}=4V, I_C=1A, f=1MHz	2.5	-	-	
*	Second Breakdown Collector Current (Base Forward Bias)	$I_{s/b}$	V_{CE}=40V, t =1s (non repetitive)	2.87	-	-	A

* In Accordance With JEDEC Registration Data.
** The sustaining voltages $V_{CER(SUS)}$ and $V_{CEO(SUS)}$ MUST NOT be measured on a curve tracer.

$I_C - V_{CE}$

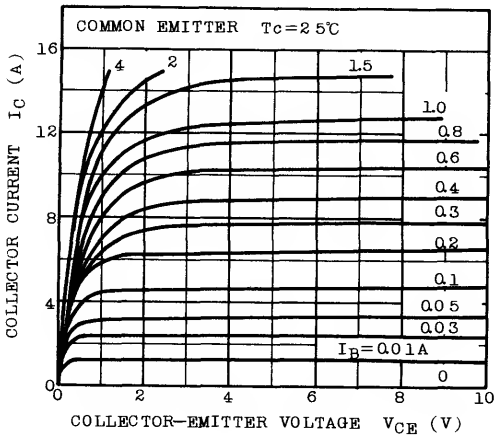

$I_C - V_{BE}$

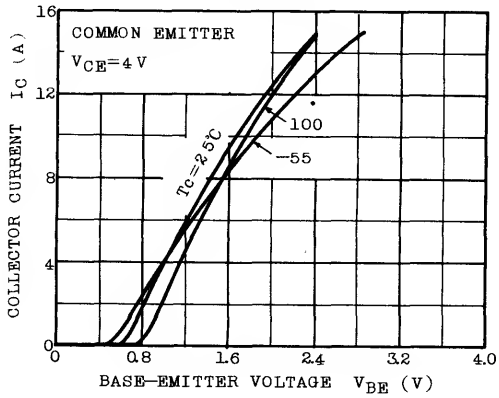

$h_{FE} - I_C$

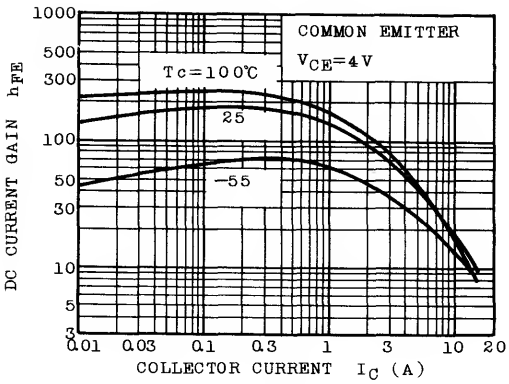

$V_{CE(sat)} - I_C$

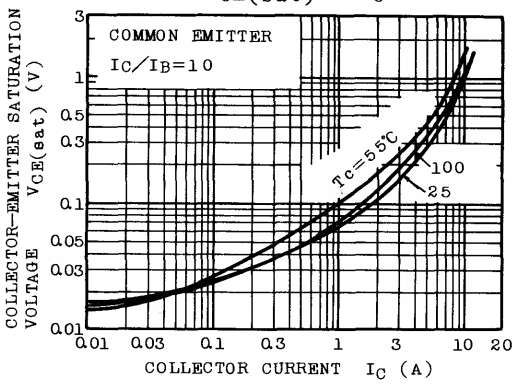

$V_{BE(sat)} - I_C$

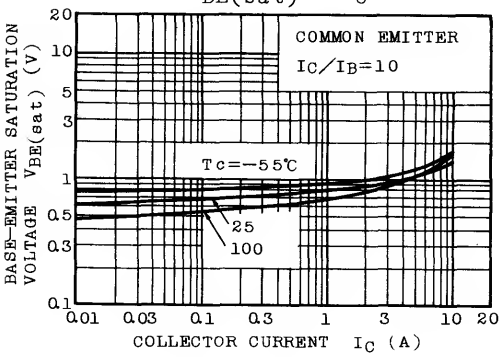
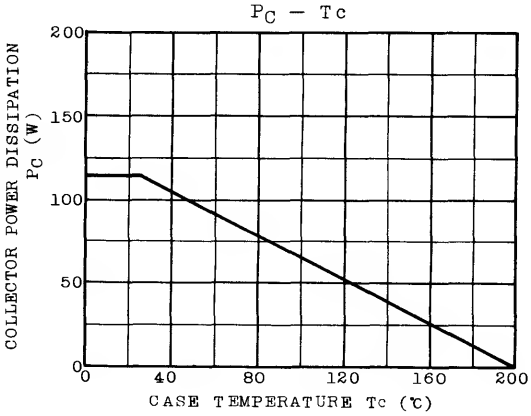
$P_C - T_C$