

JQX-115F

MINIATURE HIGH POWER RELAY



File No.:15008




File No.:E133481



File No.:116934



File No.:CH0031853-99



Features

- Low height 15.7 mm
- 16A switching capabilities
- 1&2 pole configurations
- 5KV dielectric coil to contacts
- Creepage distance 10mm
- Sealed & unsealed type available

CONTACT DATA

Contact Arrangement	1A 1B 1C	2A 2B 2C
Initial Contact Resistance Max.	50mΩ(at 1A 6VDC)	
Contact Material	Silver alloy	
Contact Rating (Res. Load)	12A/ 16A 250VAC 10A/ 24VDC	8A 250VAC 8A 24VDC
Max. switching voltage	440VAC	
Max. switching current	16A	8A
Max. switching power	3000VA/ 4000VA	2000VA
UL/CUR rating	16A	277VAC
	12A	277VAC
	8A	277VAC
VDE rating	16A	250VAC
	12A	250VAC
	8A	250VAC
Mechanical life	1 x 10 ⁷ OPS	
Electrical life	1 x 10 ⁵ OPS	

COIL

Coil power	0.4W
------------	------

COIL DATA

Nominal Voltage VDC	Pick-up Voltage VDC	Drop-out Voltage VDC	Coil Current (at 20°C) mA	Coil Resistance Ω
5	3.50	0.5	80.0	62 ± 10%
6	4.20	0.6	66.7	90 ± 10%
12	8.40	1.2	33.3	360 ± 10%
24	16.80	2.4	16.7	1,440 ± 10%
48	33.60	4.8	8.30	5,760 ± 15%
60	42.00	6.0	8.00	7,500 ± 15%
110	77.00	11.0	4.30	25,200 ± 15%

CHARACTERISTICS

Initial Insulation Resistance	1000MΩ (500 VDC)	
Dielectric Strength	Between coil and Contacts	5,000VAC 1min.
	Between open contacts	1,000VAC 1min.
	Between contact sets	2,500 VAC 1min.
Operate time (at nomi. Volt.)	7ms	
Release time (at nomi. Volt.)	3ms	
Temperature rise (at nomi. Volt.)	55°C	
Shock Resistance	Functional	100 m/s ²
	Destructive	1000m/s ²
Vibration Resistance	10 to150 Hz 10g/5g	
Humidity	35% to 85%	
Ambient temperature	-40°C to +70°C	
Termination	PCB	
Unit weight	13.5g	
Construction	Sealed & Unsealed	



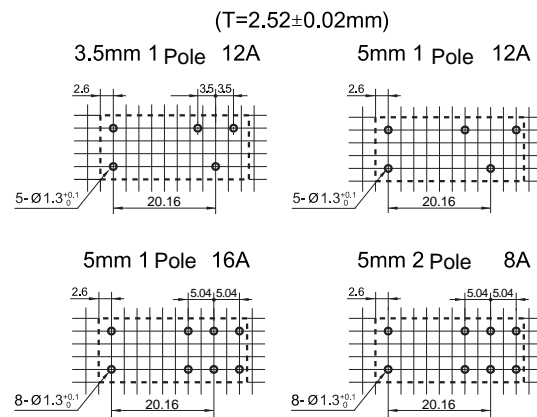
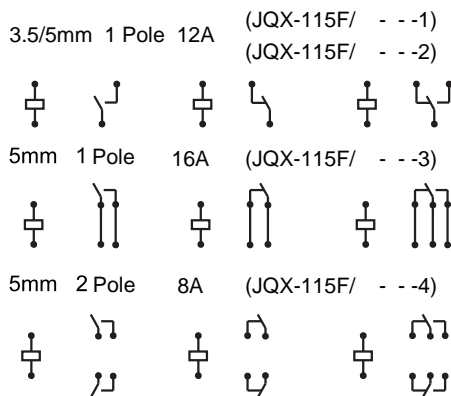
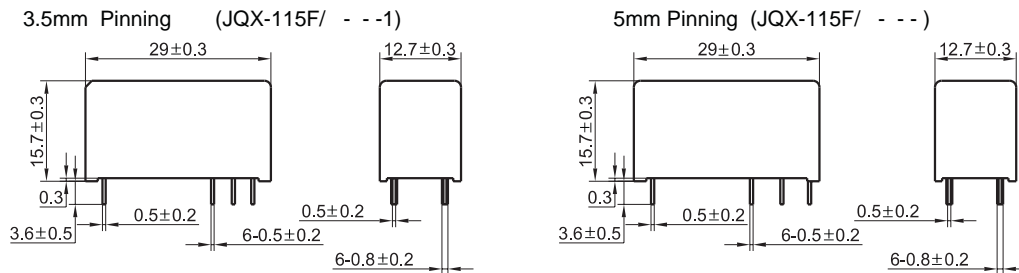
HONGFA RELAY
ISO9001/QS9000/ISO14000 CERTIFIED

ORDERING INFORMATION

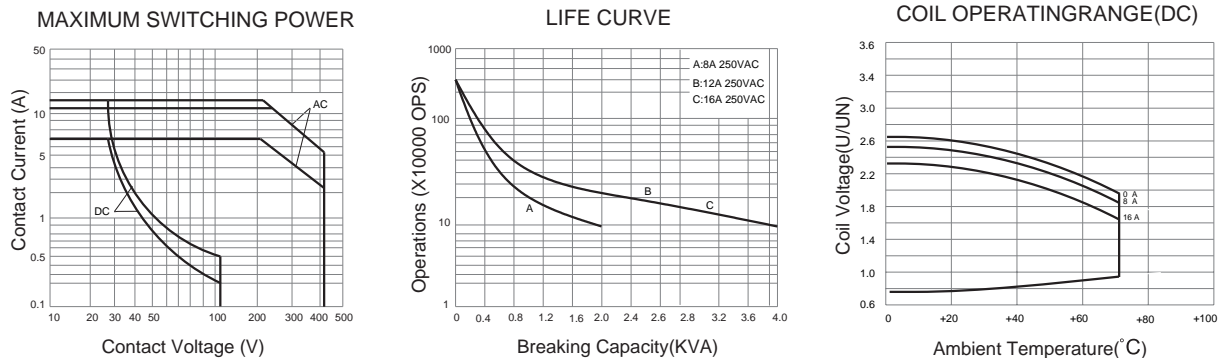
Type	JQX-115F / 012 1H S 1 A F
Coil voltage	5, 6, 12, 24, 48, 60, 110VDC
Contact arrangement	1H: 1 Form A 1D: 1 Form B 1Z: 1 Form C 2H: 2 Form A 2D: 2 Form B 2Z: 2 Form C
Structure	Nil: Unsealed S: Sealed
Version	1: 3.5mm 1 pole 12A, 2: 5.0mm 1 pole 12A 3: 5.0mm 1 pole 16A, 4: 5.0mm 2 pole 8A
Contact Material	A: AgSnO ₂ , B: AgNi10, Nil: AgCdO12
Insulation Standard	NIL: Class B 130 °C F: Class F 155°C

OUTLINE DIMENSIONS, WIRING DIAGRAM AND PC BOARD LAYOUT

Outline Dimensions



CHARACTERISTICS CURVE



This datasheet has been downloaded from:

www.DatasheetCatalog.com

Datasheets for electronic components.