

- **LOW PRESSURE TRANSDUCER FULLY TEMPERATURE COMPENSATED AND CALIBRATED**

DESCRIPTION


Pressure sensor models **SM5551** and **SM5552** are fully temperature-compensated and calibrated. Each sensor is housed in a rugged plastic enclosure.

Silicon Microstructures uses a unique silicon sensor chip structure to optimize low-pressure performance and to provide a true low-pressure sensor – not merely a derated high-pressure part. The result is a device that provides the performance necessary for low-pressure applications. Both constant current (model **SM5551**) and constant voltage (model **SM5552**) are available.

Factory calibration provides either a gain-set resistor (model **SM5551**) or a fixed 25mV full-scale output (model **SM5552**). By eliminating the need for customer gain adjustments, these parts are truly interchangeable and offer remarkable assembly-cost savings for a wide variety of OEM industrial, medical, and consumer products.

Rugged pins, sealed into the package to prevent breakage, allow simple placement in PC boards using standard 0.1 inch center-to-center pin spacing. Full high-temperature plastic enclosure prevents substrate drift and eases handling.

Custom pressure ranges available in high-volume applications.



FEATURES

- Low pressure (from 0-0.15 PSI FS to 0-3.0 PSI FS)
- Differential or Gage Measurement
- Fully-enclosed, rugged plastic housing
- Fully Temperature-compensated
- Thoroughly Calibrated and Interchangeable
- Both Constant Voltage or Constant Current Drive Configuration Available
- Calibrated to Better than 2%

APPLICATIONS

- Medical equipment
- Respiration
- HVAC
- Level detection
- Flow measurement
- Industrial control

SM5551/SM5552

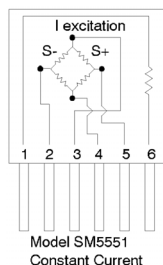
CHARACTERISTICS FOR SM5551/SM5552 - SPECIFICATIONS

Test Conditions: Model SM55501 w/excitation = 1.500mA @ 25 °C, Model SM55502 w/excitation = 10.00Vdc @ 25 °C, unless otherwise specified.

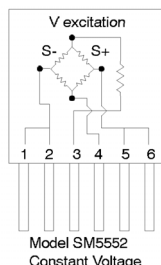
	Min.	Typ.	Max.	Units	Notes
Excitation					
Current (SM5551)	0.00	1.50	3.00	mA	
Voltage (SM5552)	0.00	10.00	20.00	V	
Output					
Span (SM5551)	25.0	45.0	75.0	mV	
Span (SM5552)	24.5	25.0	25.5	mV	1
Offset	-2.00	±0.20	2.00	mV	
Temperature Performance					
TC Span	-1.20	±0.20	1.20	%FS/100°C	2
TC Offset	-2.40	±0.20	2.40	%FS/100°C	2
Temp Hysteresis	-0.30	±0.05	0.30	%FS	3
Accuracy					
Linearity	-0.30	±0.05	0.30	%FS	4
Repeatability	-0.30	±0.05	0.30	%FS	
Pressure Hysteresis	-0.30	±0.05	0.30	%FS	
Sensitivity Matching	-2.00	±0.20	+2.00	%FS	5
Impedance (SM55501)					
Z Input	2.20	3.00	3.80	kΩ	
Z Output	2.90	3.30	3.80	kΩ	
Impedance (SM55502)					
Z Input	4.50	8.00	25.00	kΩ	
Z Output	2.00	2.50	3.80	kΩ	
Temperature Range					
Calibration	0		70	°C	
Operating	-40		125	°C	
Storage	-55		125	°C	
Dynamic Characteristics					
Proof Pressure	10X			FS Pressure	
Burst Pressure	15X			FS Pressure	

Notes:

- For the SM5552, 0.15 PSI range, span is 23.75 (min) to 26.25 (max).
- Measured over a temperature range of 0 to 70 °C. For explanation of RMS error, see application note AN5500.
For 0.15 PSI, TC Span=±3%FS/100 °C; TC Offset=±2.5%FS/100 °C
- For 0.30 PSI, Hysteresis=±0.45%FS;
For 0.15 PSI, Hysteresis=±0.65%FS
- Best fit straight line
For 0.30 PSI, Linearity=±0.5%FS;
For 0.15 PSI, Linearity=±2.5%FS
- Sensitivity matching relates to part-to-part matching
For 0.15 PSI, Sensitivity Matching=5.0%FS



1 Rs (Span Cal)
2 -Signal Out
3 I excitation
4 Ground
5 +Signal Out*
6 Rs (Span Cal)



1 -Signal Out
2 -Signal Out
3 V excitation
4 Ground
5 +Signal Out*
6 +Signal Out*

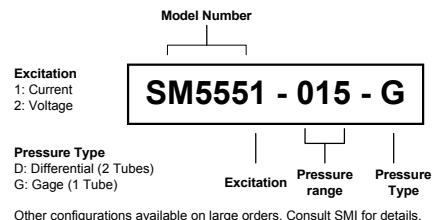
*Output increases as top-port pressure is increased

Notice:

Silicon Microstructures, Inc. reserves the right to make changes to the product contained in this publication. Silicon Microstructures, Inc. assumes no responsibility for the use of any circuits described herein, conveys no license under any patent or other right, and makes no representation that the circuits are free of patent infringement. While the information in this publication has been checked, no responsibility, however, is assumed for inaccuracies.

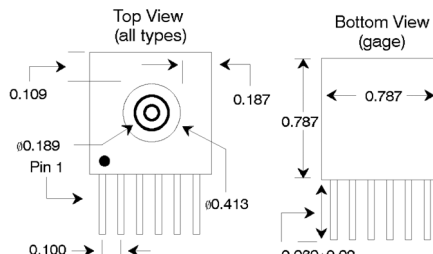
Silicon Microstructures, Inc. does not recommend the use of any of its products in life support applications where the failure or malfunction of the product can reasonably be expected to cause failure of a life-support system or to significantly affect its safety or effectiveness. Products are not authorized for use in such applications.

ORDERING INFORMATION:



Notes:

- All dimensions are shown in inches
- Tolerance on all dimensions ± 0.005" unless otherwise specified.
- Side view for gage/absolute parts is same as the differential without the bottom port



Pressure Ranges

PSI	5551/ 5552
0.15	001
0.30	003
0.80	008
1.50	015
3.00	030