

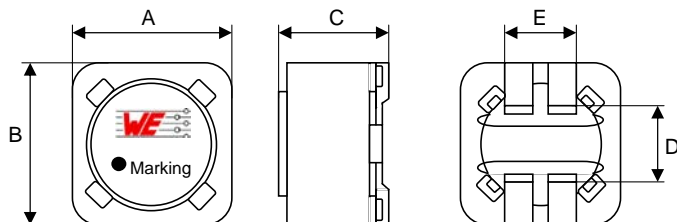
# Spezifikation für Freigabe / specification for release

Kunde / customer : \_\_\_\_\_  
 Artikelnummer / part number : **742792902**  
 Bezeichnung : **POWERFERRIT WE-PF**  
 description : **POWERFERRITE WE-PF**



DATUM / DATE : 2007-04-19

## A Mechanische Abmessungen / dimensions:



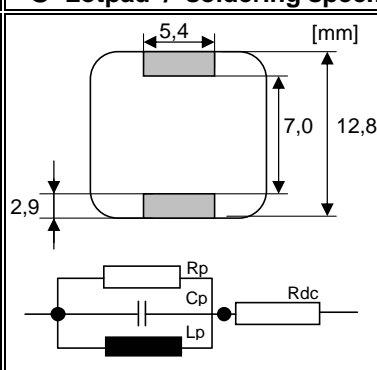
● Marking = Partnumber code

A	<b>12,0 ± 0,5</b>	mm
B	<b>12,0 ± 0,5</b>	mm
C	<b>8,0 max.</b>	mm
D	<b>8,0 ± 0,3</b>	mm
E	<b>5,0 ref</b>	mm

## B Elektrische Eigenschaften / electrical properties:

Eigenschaften / properties	Testbedingungen / test conditions		Wert / value	Einheit / unit	tol.
Max. Impedanz , max. impedance	<b>70 Mhz</b>	Z	<b>5.000</b>	Ω	typ.
DC-Widerstand / DC-resistance		R <sub>DC</sub>	<b>12,00</b>	mΩ	max.
Nennstrom / rated current		I <sub>DC</sub>	<b>8,00</b>	A	max.
Parallel Induktivität / Parallel inductivity	<b>P-Spice Modell</b>	L <sub>p</sub>	<b>2,4587</b>	μH	ref.
Parallel Kapazität / Parallel capacity	<b>P-Spice Modell</b>	C <sub>p</sub>	<b>2,1319</b>	pF	ref.
Parallel Widerstand , Parallel resistivity	<b>P-Spice Modell</b>	R <sub>p</sub>	<b>4,4700</b>	KΩ	ref.

## C Lötpad / soldering spec.:



## D Prüfgeräte / test equipment:

**HP 4191 B** für/for Z und/and material  
**HP 34401 A** für/for R<sub>DC</sub> und/and IDC  
**HP 4195** für/for L<sub>p</sub>;C<sub>p</sub>;R<sub>p</sub>

## E Testbedingungen / test conditions:

Luftfeuchtigkeit / humidity: 33%  
 Umgebungstemperatur / temperature: +20°C

## F Werkstoffe & Zulassungen / material & approvals:

Basismaterial / base material:  
 Draht / wire: 2SFBW (155°)

## G Eigenschaften / general specifications:

Lagertemperatur / storage temperature: -20°C - + 40°C  
 Betriebstemp. / operating temperature: -40°C - + 125°C

Freigabe erteilt / general release:	Kunde / customer			
		SMU	Version 6	07-04-19
		SMU	Version 5	07-04-10
Datum / date	Unterschrift / signature	LF	RohS Update	04-10-11
	Würth Elektronik	SST	Tape & reel spec.	04-05-10
		LF	Update 2GHz	04-01-14
		JH	Neugestaltung	00-12-06
Geprüft / checked	Kontrolliert / approved	Name	Änderung / modification	Datum / date

Würth Elektronik eiSos GmbH & Co. KG

D-74638 Waldenburg · Max-Eyth-Strasse 1 - 3 · Germany · Telefon (+49) (0) 7942 - 945 - 0 · Telefax (+49) (0) 7942 - 945 - 400  
<http://www.we-online.de>

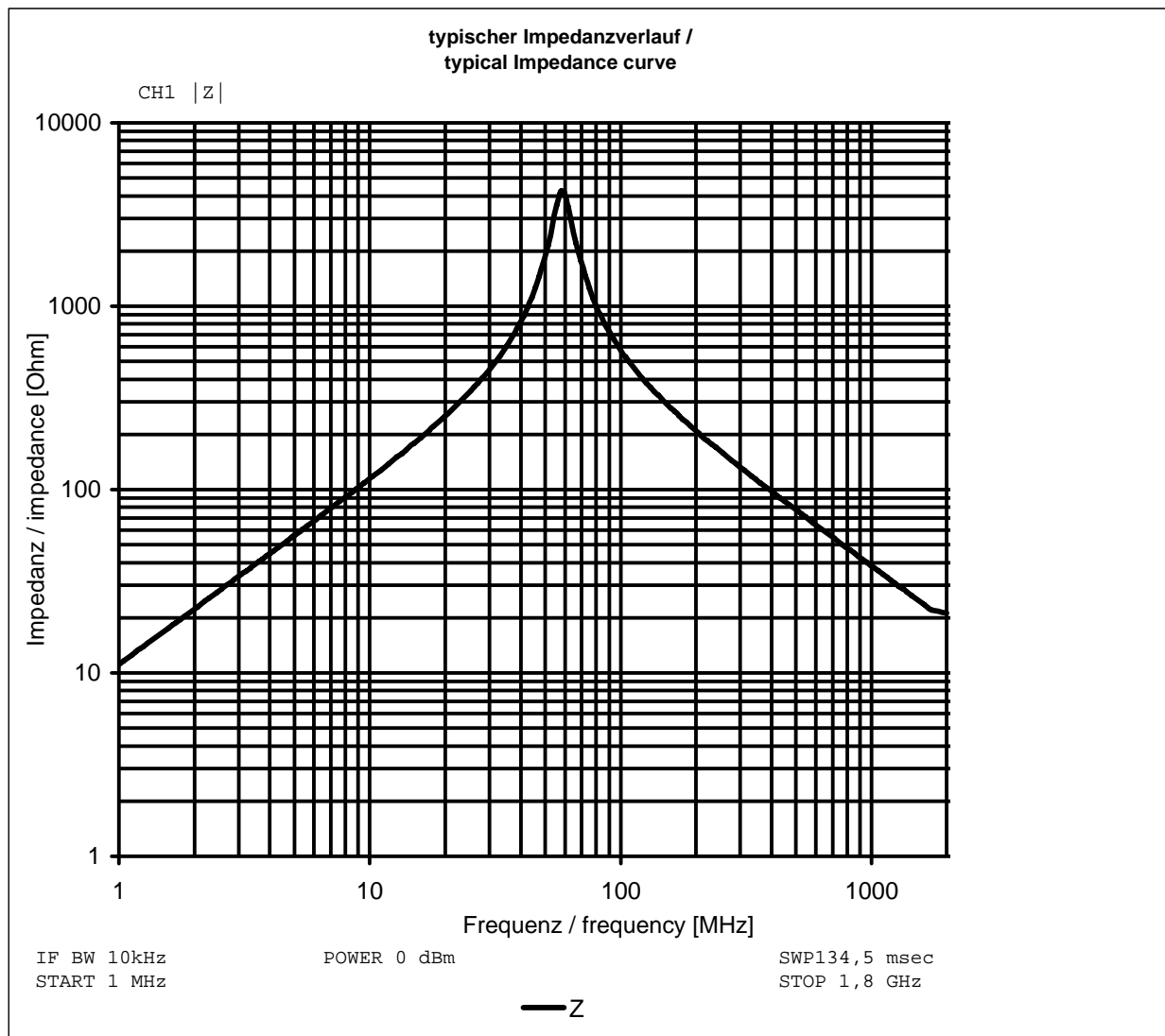
# Spezifikation für Freigabe / specification for release

Kunde / customer : \_\_\_\_\_  
 Artikelnummer / part number : **742792902**  
 Bezeichnung : **POWERFERRIT WE-PF**  
 description : **POWERFERRITE WE-PF**



DATUM / DATE : 2007-04-19

## H Typische Impedanzverlauf / typical impedance curve:



Freigabe erteilt / general release:	Kunde / customer				
			SMU	Version 6	07-04-19
Datum / date	Unterschrift / signature		SMU	Version 5	07-04-10
			LF	RohS Update	04-10-11
	Würth Elektronik		SST	Tape & reel spec.	04-05-10
			LF	Update 2GHz	04-01-14
Geprüft / checked	Kontrolliert / approved		JH	Neugestaltung	00-12-06
			Name	Änderung / modification	Datum / date

Würth Elektronik eiSos GmbH & Co. KG

D-74638 Waldenburg · Max-Eyth-Strasse 1 - 3 · Germany · Telefon (+49) (0) 7942 - 945 - 0 · Telefax (+49) (0) 7942 - 945 - 400  
<http://www.we-online.de>

# Spezifikation für Freigabe / specification for release

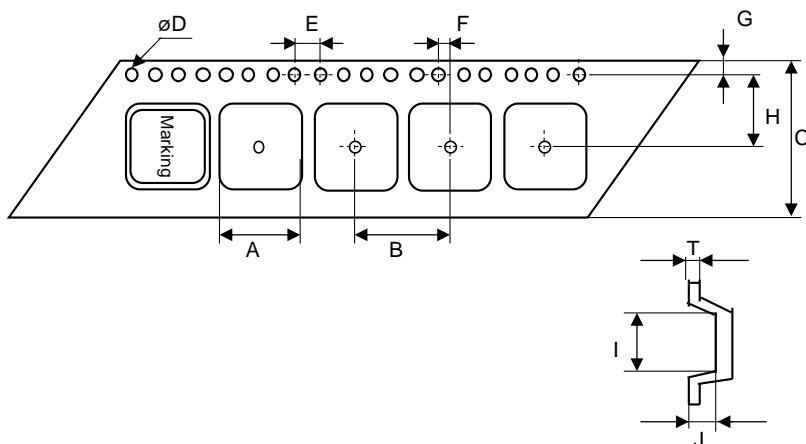
Kunde / customer : \_\_\_\_\_  
 Artikelnummer / part number : **742792902**  
 Bezeichnung : **POWERFERRIT WE-PF**  
 description : **POWERFERRITE WE-PF**



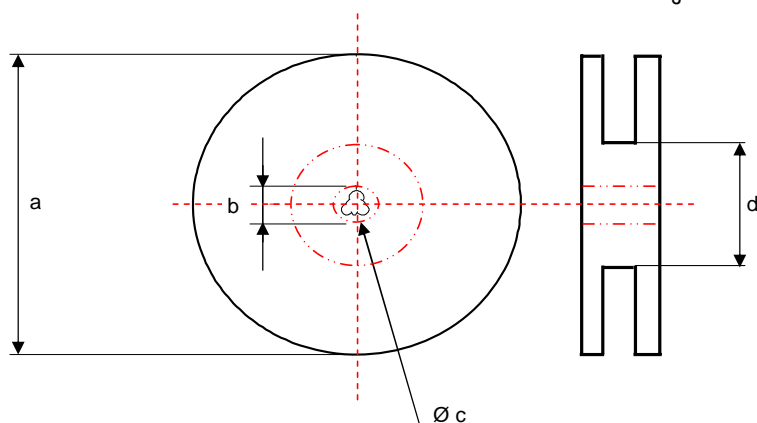
DATUM / DATE : 2007-04-19

## I Rollenspezifikation / tape and reel specification :

## Gurtspezifikation / Tape specification :

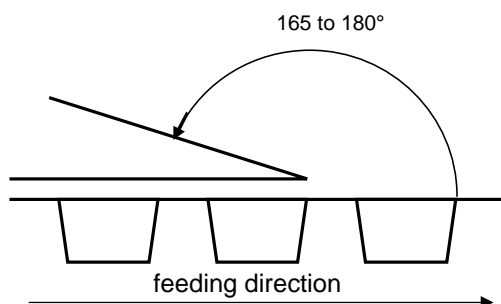


A	12,6 ± 0,1	mm
B	16,0 ± 0,1	mm
C	24,0 ± 0,3	mm
D	1,50 +0,1/-0	mm
E	4,00 ± 0,1	mm
F	2,00 ± 0,1	mm
G	1,75 ± 0,1	mm
H	11,5 ± 0,1	mm
I	12,6 ± 0,1	mm
J	8,1 ± 0,1	mm
T	0,40 ± 0,05	mm



## Rollenspezifikation / Reel specification:

a	330,0 ± 0,5	mm
b	20,20 ± 0,1	mm
c	13,00 +0,5/-1,0	mm
d	100,0 ± 1,0	mm



The force for tearing off cover tape is 10 to 130 grams in arrow direction

Freigabe erteilt / general release:

Kunde / customer

Datum / date

Unterschrift / signature

Würth Elektronik

Geprüft / checked

Kontrolliert / approved

SMU	Version 6	07-04-19
SMU	Version 5	07-04-10
LF	RohS Update	04-10-11
SST	Tape & reel spec.	04-05-10
LF	Update 2GHz	04-01-14
JH	Neugestaltung	00-12-06
Name	Änderung / modification	Datum / date

This electronic component has been designed and developed for usage in general electronic equipment. Before incorporating this component into any equipment where higher safety and reliability is especially required or if there is the possibility of direct damage or injury to human body, for example in the range of aerospace, aviation, nuclear control, submarine, transportation, (automotive control, train control, ship control), transportation signal, disaster prevention, medical, public information network etc, Würth Elektronik eiSos GmbH must be informed before the design-in stage. In addition, sufficient reliability evaluation checks for safety must be performed on every electronic component which is used in electrical circuits that require high safety and reliability functions or performance.

Würth Elektronik eiSos GmbH & Co. KG

D-74638 Waldenburg · Max-Eyth-Strasse 1 - 3 · Germany · Telefon (+49) (0) 7942 - 945 - 0 · Telefax (+49) (0) 7942 - 945 - 400

<http://www.we-online.de>