

FRT5 RELAY



Compact Size Telecom Latching Relay

FEATURES

Compact Size & Low Profile : 14(L) X 9(W) X 5(H) mm (STANDARD TYPE)
 : 14.2 (L) X 9.3(W) X 5.3(H) mm (SMD TYPE)

Conforms to FCC Part 68 1500V Surge Dielectric

DIL Pitch Terminals

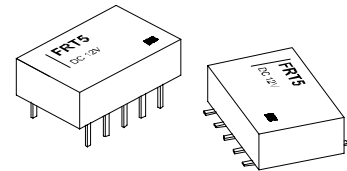
Surface Mount Type with "L" Shaped Terminals

Fully Sealed (Immersion Cleanable)

Single or Double Coil Latching Type is available.

High Sensitivity 140mm Nominal Power

Recognized File No : E141516



Typical Applications :

Telecommunication Equipment	Office Equipment
Security Alarm Systems	Measuring Instruments
Medical Monitoring Equipment	Audio Visual Equipment
Flight Simulator	Sensor Control

SPECIFICATIONS

COIL RATING

SINGLE SIDE STABLE - FRT5 / FRT5S

RATED VOLTAGE (V DC)	COIL RESISTANCE (Ω +/-10 %)	RATED CURRENT (mA)	MUST OPERATE VOLTAGE (V DC) MAX.	MUST RELEASE VOLTAGE (V DC) MIN.	MAXIMUM VOLTAGE (V DC) MAX.	POWER CONSUMPTION (W)
3	64.3	47	2.25	0.3	7.5	0.14 (APPROX.)
4.5	144	31	3.375	0.45	11.25	
5	178	28	3.75	0.5	12.5	
6	257	23.5	4.5	0.6	15.0	
9	579	15.5	6.75	0.9	22.5	
12	1028	11.7	9.0	1.2	30.0	
24	2880	8.3	18.0	2.4	48.0	0.2 (APPROX.)

1-COIL LATCHING - FRT5-L1 / FRT5S-L1

RATED VOLTAGE (V DC)	COIL RESISTANCE (Ω +/-10 %)	SET VOLTAGE (V DC) MAX.	RESET VOLTAGE (V DC) MAX.	MAXIMUM VOLTAGE (V DC) MAX.	POWER CONSUMPTION (W)
3	90	2.25	2.25	8.7	0.10 (APPROX.)
4.5	202	3.375	3.375	13.05	
5	250	3.75	3.75	14.5	
6	360	4.5	4.5	17.4	
9	810	6.75	6.75	26.1	
12	1440	9.0	9.0	34.8	
*24	3840	18.0	18.0	57.6	0.15 (APPROX.)

Note : * 24VDC coil is not available for FRT5S-L1 (SMD)



2-COIL LATCHING - FRT5-L2

RATED VOLTAGE (V DC)	COIL RESISTANCE (Ω +/-10 %)		SET VOLTAGE (V DC) MAX.	RESET VOLTAGE (V DC) MAX.	MAXIMUM VOLTAGE (V DC) MAX.	POWER CONSUMPTION (W)	
	SET COIL	RESET COIL				SET COIL	RESET COIL
3	45	45	2.25	2.25	6	0.2	0.2
5	125	125	3.75	3.75	10		
6	180	180	4.5	4.5	12		
9	405	405	6.75	6.75	18		
12	720	720	9.0	9.0	24		
24	1920	1920	18.0	18.0	40.8	0.3	0.3

CHARACTERISTICS

Contact Arrangement	2 FORM C
Contact Material	Movable Contact : Silver Alloy Stationary Contact : Gold Clad Silver Alloy
Contact Resistance (Initial)	50m Ω Max. (Measured at 1A 6V DC)
Contact Rating (Resistive Load)	1A 30VDC / 0.5A 125VAC
Switching Voltage	DC 220V Max. AC 250V Max.
Switching Current	1A Max.
Switching Power	30W DC / 62.5VA AC
Switching Load (Min.)	0.01mA 10m VDC (Reference Value)
Electrostatic Capacitance	0.4pF Approx. (Between open contact) 0.9pF Approx. (Between coil and contact) 0.2pF Approx. (Between contact poles)
Operate Time (At Nominal Voltage)	2ms Approx.
Release Time (At Nominal Voltage)	1ms Approx.
Set Time (Latching at Nominal Voltage)	2ms Approx.
Reset Time (Latching)	2ms Approx.
Insulation Resistance	1000M Ω Min. at 500V DC
Dielectric Strength	1000Vrms/1 minute between open contact 1000Vrms/1 minute between coil and contact 1000Vrms/1 minute between contact sets
Surge Voltage (FCC)	1500V Between open contact 1500V Between coil and contact 2500V Between contact sets
Shock Resistance	Functional : 50G (11ms) Destructive : 100G (6ms)
Vibration Resistance	Functional : 3mm D.A. 10-55Hz Destructive : 5mm D.A. 10-55Hz
Temperature Range	FRT5 : -40°C to +70°C FRT5S : -40°C to +85°C
Operation Life (Assistive Load)	Mechanical : 10 ⁸ Electrical : 2 x 10 ⁵ at 1A 30VDC; 1 x 10 ⁵ at 0.5A 125VAC
Weight	1.5g Approx.

[Specifications are subject to change without notices.]

FORWARD INDUSTRIAL COMPANY. (O/B COMMERCIAL UNION LTD)

RM. 1405, Wu Sang House, 655 Nathan Road, Mongkok, Kowloon, Hong Kong.

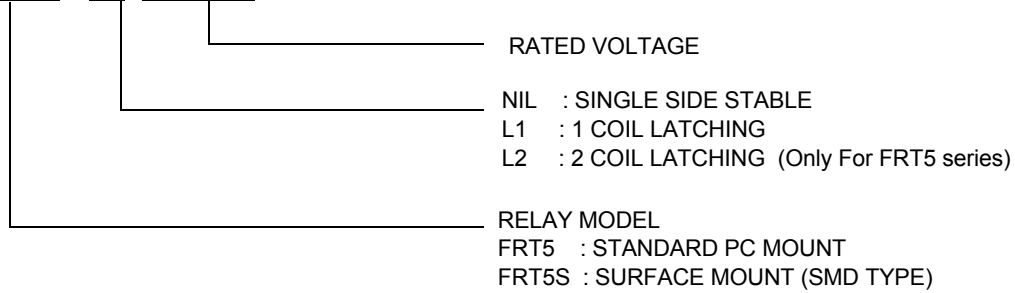
TEL : (852) 27892365 FAX : (852) 27893102 E-MAIL : sales@ficrelay.com.hk WEBSITE : <http://www.ficrelay.com.hk>

FRT5 RELAY



ORDERING INFORMATION

FRT5S - L1 DC 12V



Note : Pb-Free and RoHS compliant relays are available.

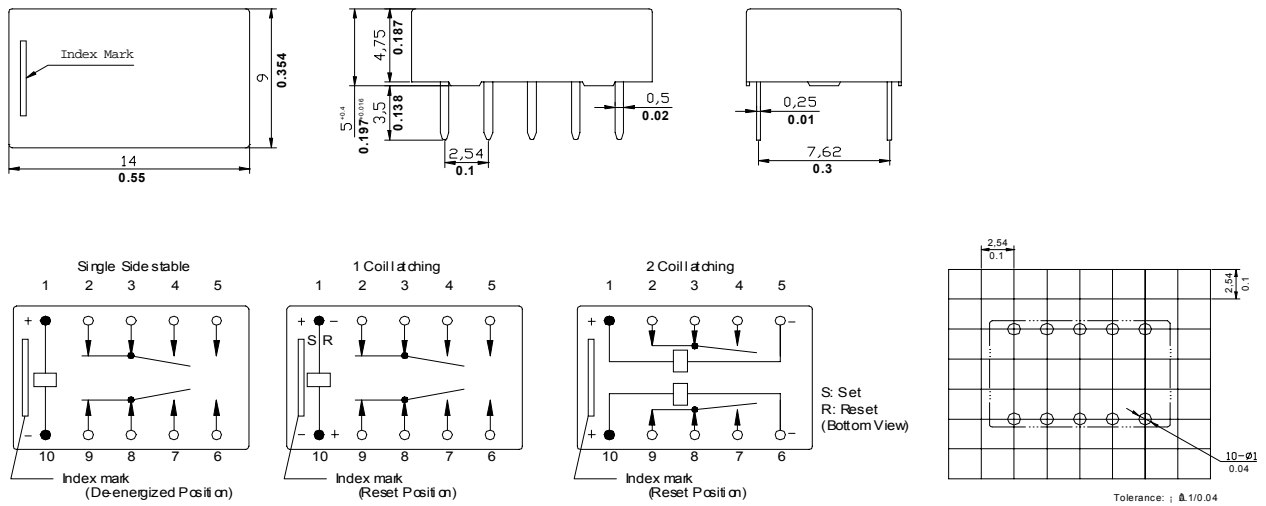
For ordering, please add suffix "Pb-Free" or "RoHS" to standard relay part numbers.

For example : FRT5 DC 12V "Pb-Free" for Pb-Free Relay

For example : FRT5 DC 12V "RoHS" for RoHS Compliant Relay

DIMENSIONS (UNIT:mm)

FRT5



FRT5S

