

SOLID TANTALUM CHIP CAPACITORS

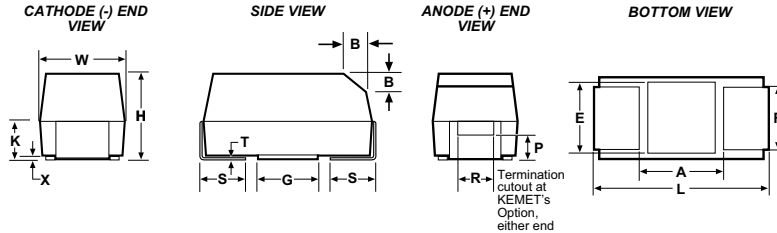
T491 SERIES - Precision Molded Chip



FEATURES

- Meets or Exceeds EIA Standard 535BAAC
- Taped and Reeled per EIA 481-1
- Symmetrical, Compliant Terminations
- Optional Gold-plated Terminations
- Laser-marked Case
- 100% Surge current test on C, D, E, U, V, X sizes
- Halogen Free Epoxy
- Capacitance: 0.1 μ F to 1000 μ F
- Tolerance: $\pm 10\%$, $\pm 20\%$
- Voltage: 2.5-50 VDC
- Extended Range Values
- Low Profile Case Sizes
- RoHS Compliance & Lead Free Terminations (See www.kemet.com for transition information)
- Operating Temperature: -55°C to $+125^{\circ}\text{C}$

CAPACITOR OUTLINE DRAWING



STANDARD T491 DIMENSIONS

Millimeters (inches)

| CASE SIZE | | COMPONENT | | | | | | | | | | | | | |
|-----------|---------|------------------------------------|------------------------------------|------------------------------------|-------------------------------|------------------------------|------------------------------|---|--------------------------------------|---------------|---------------|----------------|---------------|---------------|---------------|
| KEMET | EIA | L* | W* | H* | K* ± 0.20 $\pm (.008)$ | F* ± 0.1 $\pm (.004)$ | S* ± 0.3 $\pm (.012)$ | B ± 0.15 $(\text{Ref}) \pm (.006)$ | X (Ref) | P (Ref) | R (Ref) | T (Ref) | A (Min) | G (Ref) | E (Ref) |
| A | 3216-18 | 3.2 \pm 0.2 (.126 \pm .008) | 1.6 \pm 0.2 (.063 \pm .008) | 1.6 \pm 0.2 (.063 \pm .008) | 0.9 (.035) | 1.2 (.047) | 0.8 (.031) | 0.4 (.016) | 0.10 \pm 0.10 (.004 \pm .004) | 0.4 (.016) | 0.4 (.016) | 0.13 (.005) | 1.4 (.055) | 1.1 (.043) | 1.3 (.051) |
| B | 3528-21 | 3.5 \pm 0.2 (.138 \pm .008) | 2.8 \pm 0.2 (.110 \pm .008) | 1.9 \pm 0.2 (.075 \pm .008) | 1.1 (.043) | 2.2 (.087) | 0.8 (.031) | 0.4 (.016) | 0.10 \pm 0.10 (.004 \pm .004) | 0.5 (.020) | 1.0 (.039) | 0.13 (.005) | 2.1 (.083) | 1.8 (.071) | 2.2 (.087) |
| C | 6032-28 | 6.0 \pm 0.3 (.236 \pm .012) | 3.2 \pm 0.3 (.126 \pm .012) | 2.5 \pm 0.3 (.098 \pm .012) | 1.4 (.055) | 2.2 (.087) | 1.3 (.051) | 0.5 (.020) | 0.10 \pm 0.10 (.004 \pm .004) | 0.9 (.035) | 1.0 (.039) | 0.13 (.005) | 3.1 (.122) | 2.8 (.110) | 2.4 (.094) |
| D | 7343-31 | 7.3 \pm 0.3 (.287 \pm .012) | 4.3 \pm 0.3 (.169 \pm .012) | 2.8 \pm 0.3 (.110 \pm .012) | 1.5 (.059) | 2.4 (.094) | 1.3 (.051) | 0.5 (.020) | 0.10 \pm 0.10 (.004 \pm .004) | 0.9 (.035) | 1.0 (.039) | 0.13 (.005) | 3.8 (.150) | 3.5 (.138) | 3.5 (.138) |
| X | 7343-43 | 7.3 \pm 0.3 (.287 \pm .012) | 4.3 \pm 0.3 (.169 \pm .012) | 4.0 \pm 0.3 (.157 \pm .012) | 2.3 (.091) | 2.4 (.094) | 1.3 (.051) | 0.5 (.020) | 0.10 \pm 0.10 (.004 \pm .004) | 1.7 (.067) | 1.0 (.039) | 0.13 (.005) | 3.8 (.150) | 3.5 (.138) | 3.5 (.138) |
| E | 7260-38 | 7.3 \pm 0.3 (.287 \pm .012) | 6.0 \pm 0.3 (.236 \pm .012) | 3.6 \pm 0.2 (.142 \pm .008) | 2.3 (.091) | 4.1 (.161) | 1.3 (.051) | 0.5 (.020) | 0.10 \pm 0.10 (.004 \pm .004) | 0.9 (.035) | 1.0 (.039) | 0.13 (.005) | 3.8 (.150) | 3.5 (.138) | 3.5 (.138) |

Notes: 1. Metric dimensions govern.
 2. (Ref) - Dimensions provided for reference only.
 * Mil-C-55365/8 Specified Dimensions

LOW PROFILE T491 DIMENSIONS

Millimeters (inches)

| CASE SIZE | | COMPONENT | | | | | | | | | | |
|-----------|---------|------------------------------------|------------------------------------|---------------|---------------|---------------|---------------|----------------|----------------|---------------|---------------|---------------|
| KEMET | EIA | L | W | H Max. | K Min. | F ± 0.1 | S ± 0.3 | X (Ref) | T (Ref) | A (Min) | G (Ref) | E (Ref) |
| R | 2012-12 | 2.0 \pm 0.2 (.079 \pm .008) | 1.3 \pm 0.2 (.051 \pm .008) | 1.2 (.047) | 0.3 (.012) | 0.9 (.035) | 0.5 (.020) | 0.05 (.002) | 0.13 (.005) | 0.8 (.031) | 0.5 (.020) | 0.8 (.031) |
| S | 3216-12 | 3.2 \pm 0.2 (.126 \pm .008) | 1.6 \pm 0.2 (.063 \pm .008) | 1.2 (.047) | 0.3 (.012) | 1.2 (.047) | 0.8 (.031) | 0.05 (.002) | 0.13 (.005) | 1.4 (.055) | 1.1 (.043) | 1.3 (.051) |
| T | 3528-12 | 3.5 \pm 0.2 (.138 \pm .008) | 2.8 \pm 0.2 (.110 \pm .008) | 1.2 (.047) | 0.3 (.012) | 2.2 (.087) | 0.8 (.031) | 0.05 (.002) | 0.13 (.005) | 2.1 (.083) | 1.8 (.071) | 2.2 (.087) |
| U | 6032-15 | 6.0 \pm 0.3 (.236 \pm .012) | 3.2 \pm 0.3 (.126 \pm .012) | 1.5 (.059) | 0.5 (.020) | 2.2 (.087) | 1.3 (.051) | 0.05 (.002) | 0.13 (.005) | 3.1 (.122) | 2.8 (.110) | 2.4 (.094) |
| V | 7343-20 | 7.3 \pm 0.3 (.287 \pm .012) | 4.3 \pm 0.3 (.169 \pm .012) | 2.0 (.079) | 0.9 (.035) | 2.4 (.094) | 1.3 (.051) | 0.05 (.002) | 0.13 (.005) | 3.8 (.150) | 3.5 (.138) | 3.5 (.138) |

Notes: 1. Metric dimensions govern.
 2. (Ref) - Dimensions provided for reference only.
 3. No dimensions provided for B, P or R because low profile cases do not have a bevel or a notch.

T491 ORDERING INFORMATION

T 491 B 105 M 035 A S*

Tantalum ———— T

Series ———— 491

T491 - Precision Molded

Case Size ———— B

A,B,C,D,E,R,S,T,U,V,X

Capacitance Picofarad Code ———— 105

First two digits represent significant figures.
 Third digit specifies number of zeros to follow.

M ———— M

*Part number example: T491B105M035AT (14 digits - no spaces). See www.kemet.com for Pb Free transition.
 ** "S" Termination codes are converting from 90Sn/10 Pb to 100% tin finishes. Orders including "S" suffix termination codes do not guarantee Pb-free product.

035 ———— 035

A ———— A

S* ———— S*

Lead Material

T = 100% Tin (Sn) Plated
 H = Tin/Lead (SnPb 5% Pb minimum)
 G = Gold Plated (A,B,C,D,X only)
 **S = Not recommended for new designs

Failure Rate

A = Not Applicable

Voltage

As shown

Capacitance Tolerance

M = $\pm 20\%$; K = $\pm 10\%$



SOLID TANTALUM CHIP CAPACITORS

T491 SERIES—Precision Molded Chip

T491 TANTALUM CHIP CAPACITANCE VALUES Case Size by Capacitance and Voltage

| Capacitance | | Rated Voltage @ +85°C | | | | | | | | | |
|-------------|------|-----------------------|---|----------------|----------------|--------------|--------------|---------|-------|-------|-----|
| μF | Code | 2.5 | 3 | 4 | 6 | 10 | 16 | 20 | 25 | 35 | 50 |
| 0.10 | 104 | | | | | | | | | A | A |
| 0.15 | 154 | | | | | | | | | A | A/B |
| 0.22 | 224 | | | | | | | | | A | B |
| 0.33 | 334 | | | | | | | | A | A | B |
| 0.47 | 474 | | | | | | | | A | A/B | B/C |
| 0.68 | 684 | | | | | | | A | A | A/B | B/C |
| 1.0 | 105 | | | | | | A | R/S/A | A/B | A/B | V/C |
| 1.5 | 155 | | | | | A | A | S/A | A/B | B/C | C/D |
| 2.2 | 225 | | | | R/A | A/B | R/S/A | A/B | B/C | B/C | C/D |
| 3.3 | 335 | | | A | A | R/S/A | A/B | T/A/B | B/C | B/C | D |
| 4.7 | 475 | | | A | S/A | A/B R/S | A/B/T | A/B/C | A/B/C | C/D | D |
| 6.8 | 685 | | | S/A | R/S A/B | S/T A/B | A/B/C | U/A/B/C | B/C | C/D | D/X |
| 10.0 | 106 | | | R/S A/B | R/S/T A/B | S/T/A B/C | B/C/U T/A | U/B/C | C/D | V/C/D | D/X |
| 15.0 | 156 | | | S/T A/B | S/T A/B/C | T/U A/B/C | U/B/C | C/D | C/D | D/X | X |
| 22.0 | 226 | | | S/T A/B/C | U/T A/B/C | T/U A/B/C | U/B C/D | V/C/D | V/C/D | D/X | |
| 33.0 | 336 | | A | T/U A/B/C | T/U A/B/C | U/V B/C/D | U/C/D | V/C/D | D/X | X | |
| 47.0 | 476 | | | T/U A/B/C | T/U/A B/C/D | U/V B/C/D | V/C/D | D | D/X | X/E | |
| 68.0 | 686 | | | U/A B/C/D | U/B C/D | U/V B/C/D | V/D | D/X | X | | |
| 100.0 | 107 | T | | T/U/A B/C/D | U/V B/C/D | V/C/D | V/D/X | X/E | | | |
| 150.0 | 157 | | | V/B C/D | V/C/D | V/C D/X | D/X | X | | | |
| 220.0 | 227 | | | V/B | V/C D/X | V/D/X | X/E | | | | |
| 330.0 | 337 | | | V/C/D | D/X | D/X/E | | | | | |
| 470.0 | 477 | | | D/X | D/X/E | X/E | | | | | |
| 680.0 | 687 | | | D/X | E | | | | | | |
| 1000.0 | 108 | | | X/E | | | | | | | |

SOLID TANTALUM CHIP CAPACITORS

T491 SERIES - Precision Molded Chip



T491 RATINGS & PART NUMBER REFERENCE

Solid Tantalum Surface Mount

| Capacitance µF | Case Size | KEMET Part Number | DC Leakage µA @ 25°C Max | DF % @ +25°C 120 Hz Max | ESR Ω @ +25°C 100 kHz Max |
|---|--------------|----------------------|-----------------------------------|----------------------------------|------------------------------------|
| 2.5 Volt Rating at +85°C (1.7 Volt Rating at +125°C) | | | | | |
| 100.0 | T | T491T107(1)2R5A(2) | 2.5 | 24.0 | 3.9 |
| 220.0 | D | T491D227(1)2R5A(2) | 5.5 | 8.0 | 0.3 |
| 3 Volt Rating at +85°C (2 Volt Rating at +125°C) | | | | | |
| #33.0 | *A | T491A336(1)003A(2) | 1.0 | 6.0 | 4.0 |
| 4 Volt Rating at +85°C (2.7 Volt Rating at +125°C) | | | | | |
| 3.3 | A | T491A335(1)004A(2) | 0.5 | 6.0 | 8.0 |
| 4.7 | A | T491A475(1)004A(2) | 0.5 | 6.0 | 8.0 |
| 6.8 | A | T491A685(1)004A(2) | 0.5 | 6.0 | 6.0 |
| 6.8 | S | T491S685(1)004A(2) | 0.5 | 6.0 | 15.0 |
| 10.0 | B | T491B106(1)004A(2) | 0.5 | 6.0 | 3.5 |
| 10.0 | A | T491A106(1)004A(2) | 0.5 | 6.0 | 6.0 |
| #10.0 | *S | T491S106(1)004A(2) | 0.5 | 6.0 | 15.0 |
| #10.0 | *R | T491R106(1)004A(2) | 0.5 | 8.0 | 10.0 |
| 15.0 | B | T491B156(1)004A(2) | 0.6 | 6.0 | 3.5 |
| 15.0 | A | T491A156(1)004A(2) | 0.6 | 6.0 | 4.0 |
| 15.0 | T | T491T156(1)004A(2) | 0.6 | 6.0 | 5.0 |
| #15.0 | *S | T491S156(1)004A(2) | 0.6 | 10.0 | 15.0 |
| 22.0 | C | T491C226(1)004A(2) | 0.9 | 6.0 | 1.8 |
| 22.0 | B | T491B226(1)004A(2) | 0.9 | 6.0 | 3.5 |
| #22.0 | A | T491A226(1)004A(2) | 0.9 | 6.0 | 4.0 |
| #22.0 | *T | T491T226(1)004A(2) | 0.9 | 6.0 | 5.0 |
| 22.0 | *S | T491S226(1)004A(2) | 0.9 | 10.0 | 10.0 |
| 33.0 | C | T491C336(1)004A(2) | 1.3 | 6.0 | 1.8 |
| 33.0 | U | T491U336(1)004A(2) | 1.3 | 6.0 | 1.8 |
| 33.0 | B | T491B336(1)004A(2) | 1.3 | 6.0 | 3.5 |
| #33.0 | A | T491A336(1)004A(2) | 1.3 | 6.0 | 4.0 |
| #33.0 | *T | T491T336(1)004A(2) | 1.3 | 8.0 | 5.0 |
| 47.0 | C | T491C476(1)004A(2) | 1.9 | 6.0 | 1.8 |
| 47.0 | U | T491U476(1)004A(2) | 1.9 | 6.0 | 1.8 |
| #47.0 | B | T491B476(1)004A(2) | 1.9 | 6.0 | 3.0 |
| #47.0 | A | T491A476M004A(2) | 1.9 | 12.0 | 2.5 |
| #47.0 | *T | T491T476M004A(2) | 1.9 | 12.0 | 6.0 |
| 68.0 | D | T491D686(1)004A(2) | 2.7 | 6.0 | 0.8 |
| 68.0 | C | T491C686(1)004A(2) | 2.7 | 6.0 | 1.6 |
| #68.0 | *U | T491U686(1)004A(2) | 2.7 | 6.0 | 1.8 |
| #68.0 | B | T491B686(1)004A(2) | 2.7 | 6.0 | 3.5 |
| #68.0 | *A | T491A686(1)004A(2) | 2.8 | 30.0 | 4.0 |
| 100.0 | D | T491D107(1)004A(2) | 4.0 | 8.0 | 0.8 |
| #100.0 | C | T491C107(1)004A(2) | 4.0 | 8.0 | 1.2 |
| #100.0 | *U | T491U107(1)004A(2) | 4.0 | 10.0 | 1.8 |
| #100.0 | *B | T491B107M004A(2) | 4.0 | 8.0 | 0.9 |
| †100.0 | *A | T491A107M004A(2) | 4.0 | 30.0 | 4.0 |
| †100.0 | *T | T491T107M004A(2) | 4.0 | 30.0 | 5.0 |
| 150.0 | D | T491D157(1)004A(2) | 6.0 | 8.0 | 0.8 |
| 150.0 | V | T491V157(1)004A(2) | 6.0 | 8.0 | 0.7 |
| #150.0 | *C | T491C157(1)004A(2) | 6.0 | 8.0 | 1.2 |
| †150.0 | *B | T491B157M004A(2) | 6.0 | 12.0 | 2.0 |
| #220.0 | *V | T491V227(1)004A(2) | 8.8 | 8.0 | 0.7 |
| #220.0 | *B | T491B227M004A(2) | 8.8 | 18.0 | 0.5 |
| 330.0 | D | T491D337(1)004A(2) | 13.2 | 8.0 | 0.7 |
| †330.0 | *V | T491V337(1)004A(2) | 13.2 | 12.0 | 0.7 |
| #330.0 | *C | T491C337(1)004A(2) | 13.2 | 10.0 | 0.9 |
| #470.0 | X | T491X477(1)004A(2) | 18.8 | 8.0 | 0.5 |
| #470.0 | *D | T491D477(1)004A(2) | 18.8 | 8.0 | 0.8 |
| #680.0 | *X | T491X687M004A(2) | 27.2 | 12.0 | 0.5 |
| #680.0 | *D | T491D687M004A(2) | 27.2 | 12.0 | 0.5 |
| #1000.0 | *X | T491X108(1)004A(2) | 40.0 | 12.0 | 0.5 |
| #1000.0 | *E | T491E108M004A(2) | 40.0 | 15.0 | 0.2 |
| **6 Volt Rating at +85°C (4 Volt Rating at +125°C) | | | | | |
| 2.2 | R | T491R225(1)006A(2) | 0.5 | 6.0 | 25.0 |
| 2.2 | A | T491A225(1)006A(2) | 0.5 | 6.0 | 8.0 |
| 3.3 | A | T491A335(1)006A(2) | 0.5 | 6.0 | 8.0 |
| 4.7 | A | T491A475(1)006A(2) | 0.5 | 6.0 | 6.0 |
| 4.7 | S | T491S475(1)006A(2) | 0.5 | 6.0 | 15.0 |
| 6.8 | B | T491B685(1)006A(2) | 0.5 | 6.0 | 3.5 |
| 6.8 | A | T491A685(1)006A(2) | 0.5 | 6.0 | 6.0 |
| #6.8 | S | T491S685(1)006A(2) | 0.5 | 6.0 | 15.0 |
| #6.8 | *R | T491R685(1)006A(2) | 0.5 | 8.0 | 15.0 |
| 10.0 | B | T491B106(1)006A(2) | 0.6 | 6.0 | 3.5 |
| 10.0 | A | T491A106(1)006A(2) | 0.6 | 6.0 | 4.0 |
| 10.0 | T | T491T106(1)006A(2) | 0.6 | 6.0 | 5.0 |
| #10.0 | *S | T491S106(1)006A(2) | 0.6 | 10.0 | 15.0 |
| #10.0 | *R | T491R106(1)006A(2) | 0.6 | 8.0 | 10.0 |

| Capacitance µF | Case Size | KEMET Part Number | DC Leakage µA @ 25°C Max | DF % @ +25°C 120 Hz Max | ESR Ω @ +25°C 100 kHz Max |
|---|--------------|----------------------|-----------------------------------|----------------------------------|------------------------------------|
| **6 Volt Rating at +85°C (4 Volt Rating at +125°C) | | | | | |
| 15.0 | C | T491C156(1)006A(2) | 0.9 | 6.0 | 1.8 |
| 15.0 | B | T491B156(1)006A(2) | 0.9 | 6.0 | 3.5 |
| #15.0 | A | T491A156(1)006A(2) | 0.9 | 6.0 | 3.5 |
| #15.0 | T | T491T156(1)006A(2) | 0.9 | 6.0 | 5.0 |
| #15.0 | *S | T491S156(1)006A(2) | 0.9 | 15.0 | 10.0 |
| 22.0 | C | T491C226(1)006A(2) | 1.4 | 6.0 | 1.8 |
| 22.0 | U | T491U226(1)006A(2) | 1.4 | 6.0 | 1.8 |
| 22.0 | B | T491B226(1)006A(2) | 1.4 | 6.0 | 3.5 |
| #22.0 | A | T491A226(1)006A(2) | 1.4 | 6.0 | 4.0 |
| #22.0 | T | T491T226(1)006A(2) | 1.4 | 8.0 | 5.0 |
| 33.0 | C | T491C336(1)006A(2) | 2.0 | 6.0 | 1.8 |
| 33.0 | U | T491U336(1)006A(2) | 2.0 | 6.0 | 1.8 |
| #33.0 | B | T491B336(1)006A(2) | 2.0 | 6.0 | 3.0 |
| #33.0 | A | T491A336(1)006A(2) | 2.0 | 12.0 | 2.5 |
| #33.0 | *T | T491T336(1)006A(2) | 2.0 | 12.0 | 6.0 |
| 47.0 | D | T491D476(1)006A(2) | 2.9 | 6.0 | 0.8 |
| 47.0 | C | T491C476(1)006A(2) | 2.9 | 6.0 | 1.6 |
| #47.0 | U | T491U476(1)006A(2) | 2.9 | 6.0 | 1.8 |
| #47.0 | B | T491B476(1)006A(2) | 2.9 | 6.0 | 2.0 |
| †47.0 | *A | T491A476M006A(2) | 3.0 | 12.0 | 3.5 |
| *47.0 | *T | T491T476(1)006A(2) | 3.0 | 24.0 | 4.4 |
| 68.0 | D | T491D686(1)006A(2) | 4.1 | 6.0 | 0.8 |
| #68.0 | C | T491C686(1)006A(2) | 4.1 | 6.0 | 1.2 |
| #68.0 | *U | T491U686(1)006A(2) | 4.1 | 10.0 | 1.8 |
| #68.0 | *B | T491B686(1)006A(2) | 4.1 | 8.0 | 0.9 |
| #68.0 | *A | T491A686(1)006A(2) | 5.0 | 30.0 | 4.0 |
| 100.0 | D | T491D107(1)006A(2) | 6.0 | 8.0 | 0.8 |
| 100.0 | V | T491V107(1)006A(2) | 6.0 | 8.0 | 0.7 |
| #100.0 | C | T491C107(1)006A(2) | 6.0 | 8.0 | 0.9 |
| #100.0 | *U | T491U107(1)006A(2) | 6.0 | 10.0 | 1.8 |
| #100.0 | *B | T491B107M006A(2) | 6.3 | 15.0 | 3.0 |
| 150.0 | D | T491D157(1)006A(2) | 9.0 | 8.0 | 0.7 |
| #150.0 | *C | T491C157(1)006A(2) | 9.0 | 8.0 | 1.2 |
| #150.0 | *V | T491V157(1)006A(2) | 9.0 | 8.0 | 0.7 |
| 220.0 | X | T491X227(1)006A(2) | 13.2 | 8.0 | 0.7 |
| #220.0 | D | T491D227(1)006A(2) | 13.2 | 8.0 | 0.7 |
| #220.0 | *C | T491C227M006A(2) | 13.2 | 10.0 | 1.2 |
| #220.0 | *V | T491V227(1)006A(2) | 13.2 | 12.0 | 0.7 |
| 330.0 | *X | T491X337(1)006A(2) | 19.8 | 8.0 | 0.4 |
| 330.0 | *D | T491D337(1)006A(2) | 19.8 | 8.0 | 0.4 |
| 470.0 | *X | T491X477(1)006A(2) | 28.2 | 10.0 | 0.4 |
| 470.0 | *D | T491D477M006A(2) | 28.2 | 12.0 | 0.4 |
| 470.0 | *E | T491E477(1)006A(2) | 29.6 | 10.0 | 0.4 |
| 680.0 | *E | T491E687M006A(2) | 40.8 | 12.0 | 0.5 |
| 10 Volt Rating at +85°C (7 Volt Rating at +125°C) | | | | | |
| 1.5 | A | T491A155(1)010A(2) | 0.5 | 6.0 | 8.0 |
| 2.2 | B | T491B225(1)010A(2) | 0.5 | 6.0 | 3.5 |
| 2.2 | A | T491A225(1)010A(2) | 0.5 | 6.0 | 8.0 |
| 3.3 | A | T491A335(1)010A(2) | 0.5 | 6.0 | 6.0 |
| 3.3 | S | T491S335(1)010A(2) | 0.5 | 6.0 | 15.0 |
| #3.3 | *R | T491R335(1)010A(2) | 0.3 | 8.0 | 15.0 |
| 4.7 | B | T491B475(1)010A(2) | 0.5 | 15.0 | 3.5 |
| 4.7 | A | T491A475(1)010A(2) | 0.5 | 6.0 | 5.0 |
| #4.7 | S | T491S475(1)010A(2) | 0.5 | 6.0 | 15.0 |
| #4.7 | *R | T491R475(1)010A(2) | 0.5 | 8.0 | 10.0 |
| 6.8 | B | T491B685(1)010A(2) | 0.7 | 6.0 | 3.5 |
| 6.8 | A | T491A685(1)010A(2) | 0.7 | 6.0 | 4.0 |
| 6.8 | T | T491T685(1)010A(2) | 0.7 | 6.0 | 5.0 |
| #6.8 | *S | T491S685(1)010A(2) | 0.7 | 10.0 | 15.0 |
| 10.0 | C | T491C106(1)010A(2) | 1.0 | 6.0 | 1.8 |
| 10.0 | B | T491B106(1)010A(2) | 1.0 | 6.0 | 3.5 |
| #10.0 | A | T491A106(1)010A(2) | 1.0 | 6.0 | 4.0 |
| #10.0 | T | T491T106(1)010A(2) | 1.0 | 6.0 | 5.0 |
| #10.0 | *S | T491S106(1)010A(2) | 1.0 | 10.0 | 15.0 |
| 15.0 | C | T491C156(1)010A(2) | 1.5 | 6.0 | 1.8 |
| 15.0 | U | T491U156(1)010A(2) | 1.5 | 6.0 | 1.8 |
| 15.0 | B | T491B156(1)010A(2) | 1.5 | 6.0 | 2.8 |
| #15.0 | *A | T491A156(1)010A(2) | 1.5 | 8.0 | 6.0 |
| #15.0 | *T | T491T156(1)010A(2) | 1.5 | 8.0 | 5.0 |

- (1) To complete KEMET Part Number, insert M for ±20% tolerance or K for ±10% tolerance.
 (2) To complete KEMET Part Number, insert T, H, G, or S lead material designation as shown on page 15.

*Extended Values

**6 Volt product equivalent to 6.3 volt product.

#Maximum Capacitance Change @ 125°C=+15%.

†Maximum Capacitance Change @ 125°C=+20%.

Higher voltage ratings and tighter tolerance product may be substituted within the same size at KEMET's option.

Voltage substitutions will be marked with the higher voltage rating.



SOLID TANTALUM CHIP CAPACITORS

T491 SERIES—Precision Molded Chip

T491 RATINGS & PART NUMBER REFERENCE

| Capacitance µF | Case Size | KEMET Part Number | DC Leakage µA @ 25°C Max | DF % @ +25°C 120 Hz Max | ESR Ω @ +25°C 100 kHz Max |
|---|--------------|----------------------|-----------------------------------|----------------------------------|------------------------------------|
| 10 Volt Rating at +85°C (7 Volt Rating at +125°C) | | | | | |
| 22.0 | C | T491C226(1)010A(2) | 2.2 | 6.0 | 1.8 |
| 22.0 | U | T491U226(1)010A(2) | 2.2 | 6.0 | 1.8 |
| #22.0 | B | T491B226(1)010A(2) | 2.2 | 6.0 | 2.4 |
| #22.0 | *A | T491A226M010A(2) | 2.2 | 10.0 | 6.0 |
| #22.0 | *T | T491T226(1)010A(2) | 2.2 | 12.0 | 8.0 |
| 33.0 | D | T491D336(1)010A(2) | 3.3 | 6.0 | 0.8 |
| 33.0 | V | T491V336(1)010A(2) | 3.3 | 6.0 | 0.7 |
| 33.0 | C | T491C336(1)010A(2) | 3.3 | 6.0 | 1.6 |
| #33.0 | U | T491U336(1)010A(2) | 3.3 | 6.0 | 1.8 |
| #33.0 | B | T491B336(1)010A(2) | 3.3 | 6.0 | 1.8 |
| 47.0 | D | T491D476(1)010A(2) | 4.7 | 6.0 | 0.8 |
| 47.0 | V | T491V476(1)010A(2) | 4.7 | 6.0 | 0.7 |
| #47.0 | C | T491C476(1)010A(2) | 4.7 | 6.0 | 1.2 |
| #47.0 | *U | T491U476(1)010A(2) | 4.7 | 10.0 | 2.2 |
| #47.0 | *B | T491B476(1)010A(2) | 4.7 | 8.0 | 1.0 |
| 68.0 | D | T491D686(1)010A(2) | 6.8 | 6.0 | 0.8 |
| 68.0 | V | T491V686(1)010A(2) | 6.8 | 6.0 | 0.7 |
| #68.0 | C | T491C686(1)010A(2) | 6.8 | 6.0 | 1.2 |
| #68.0 | *U | T491U686(1)010A(2) | 6.8 | 10.0 | 1.8 |
| #68.0 | *B | T491B686M010A(2) | 6.8 | 10.0 | 3.0 |
| 100.0 | D | T491D107(1)010A(2) | 10.0 | 8.0 | 0.7 |
| #100.0 | *C | T491C107(1)010A(2) | 10.0 | 8.0 | 1.2 |
| #100.0 | V | T491V107(1)010A(2) | 10.0 | 8.0 | 0.7 |
| 150.0 | X | T491X157(1)010A(2) | 15.0 | 8.0 | 0.7 |
| #150.0 | D | T491D157(1)010A(2) | 15.0 | 8.0 | 0.7 |
| #150.0 | *C | T491C157(1)010A(2) | 15.0 | 10.0 | 0.9 |
| #150.0 | *V | T491V157(1)010A(2) | 15.0 | 8.0 | 0.7 |
| #220.0 | X | T491X227(1)010A(2) | 22.0 | 8.0 | 0.5 |
| #220.0 | *D | T491D227(1)010A(2) | 22.0 | 8.0 | 0.5 |
| #220.0 | *V | T491V227(1)010A(2) | 22.0 | 12.0 | 0.7 |
| #330.0 | *D | T491D337M010A(2) | 33.0 | 10.0 | 0.5 |
| #330.0 | *X | T491X337(1)010A(2) | 33.0 | 10.0 | 0.5 |
| #330.0 | *E | T491E337(1)010A(2) | 33.0 | 10.0 | 0.5 |
| #470.0 | *X | T491X477(1)010A(2) | 47.0 | 10.0 | 0.2 |
| #470.0 | *E | T491E477M010A(2) | 47.0 | 12.0 | 0.5 |
| 16 Volt Rating at +85°C (10 Volt Rating at +125°C) | | | | | |
| 1.0 | A | T491A105(1)016A(2) | 0.5 | 4.0 | 10.0 |
| 1.5 | A | T491A155(1)016A(2) | 0.5 | 6.0 | 8.0 |
| 2.2 | A | T491A225(1)016A(2) | 0.5 | 6.0 | 6.0 |
| 2.2 | *S | T491S225(1)016A(2) | 0.5 | 6.0 | 15.0 |
| #2.2 | *R | T491R225(1)016A(2) | 0.5 | 8.0 | 25.0 |
| 3.3 | B | T491B335(1)016A(2) | 0.5 | 6.0 | 3.5 |
| 3.3 | A | T491A335(1)016A(2) | 0.5 | 6.0 | 5.0 |
| 4.7 | B | T491B475(1)016A(2) | 0.8 | 6.0 | 3.5 |
| 4.7 | A | T491A475(1)016A(2) | 0.8 | 6.0 | 4.0 |
| 4.7 | T | T491T475(1)016A(2) | 0.8 | 6.0 | 5.0 |
| 6.8 | C | T491C685(1)016A(2) | 1.1 | 6.0 | 1.9 |
| 6.8 | B | T491B685(1)016A(2) | 1.1 | 6.0 | 2.5 |
| #6.8 | *A | T491A685(1)016A(2) | 1.1 | 6.0 | 3.5 |
| 10.0 | C | T491C106(1)016A(2) | 1.6 | 6.0 | 1.8 |
| 10.0 | U | T491U106(1)016A(2) | 1.6 | 6.0 | 1.8 |
| 10.0 | B | T491B106(1)016A(2) | 1.6 | 6.0 | 2.8 |
| #10.0 | *A | T491A106(1)016A(2) | 1.6 | 8.0 | 7.0 |
| #10.0 | *T | T491T106(1)016A(2) | 1.6 | 8.0 | 8.0 |
| 15.0 | C | T491C156(1)016A(2) | 2.4 | 6.0 | 1.8 |
| 15.0 | U | T491U156(1)016A(2) | 2.4 | 6.0 | 1.8 |
| #15.0 | *B | T491B156(1)016A(2) | 2.4 | 6.0 | 2.5 |
| 22.0 | D | T491D226(1)016A(2) | 3.6 | 6.0 | 0.8 |
| 22.0 | C | T491C226(1)016A(2) | 3.6 | 6.0 | 1.6 |
| #22.0 | *U | T491U226(1)016A(2) | 3.6 | 10.0 | 3.0 |
| #22.0 | *B | T491B226(1)016A(2) | 3.6 | 6.0 | 2.2 |
| 33.0 | D | T491D336(1)016A(2) | 5.3 | 6.0 | 0.8 |
| #33.0 | *C | T491C336(1)016A(2) | 5.3 | 6.0 | 1.2 |
| #33.0 | *U | T491U336(1)016A(2) | 5.3 | 12.0 | 3.0 |
| 47.0 | D | T491D476(1)016A(2) | 7.5 | 6.0 | 0.8 |
| 47.0 | V | T491V476(1)016A(2) | 7.5 | 6.0 | 0.7 |
| #47.0 | *C | T491C476(1)016A(2) | 7.5 | 6.0 | 1.2 |
| 68.0 | *V | T491V686(1)016A(2) | 10.9 | 6.0 | 0.7 |
| 68.0 | D | T491D686(1)016A(2) | 10.9 | 6.0 | 0.7 |

| Capacitance µF | Case Size | KEMET Part Number | DC Leakage µA @ 25°C Max | DF % @ +25°C 120 Hz Max | ESR Ω @ +25°C 100 kHz Max |
|---|--------------|----------------------|-----------------------------------|----------------------------------|------------------------------------|
| 16 Volt Rating at +85°C (10 Volt Rating at +125°C) | | | | | |
| 100.0 | X | T491X107(1)016A(2) | 16.0 | 8.0 | 0.7 |
| †100.0 | *V | T491V107(1)016A(2) | 16.0 | 12.0 | 0.7 |
| #100.0 | *D | T491D107(1)016A(2) | 16.0 | 8.0 | 0.7 |
| #150.0 | *X | T491X157(1)016A(2) | 24.0 | 8.0 | 0.5 |
| #150.0 | *D | T491D157(1)016A(2) | 24.0 | 12.0 | 0.7 |
| #220.0 | *X | T491X227(1)016A(2) | 35.2 | 10.0 | 0.5 |
| #220.0 | *E | T491E227(1)016A(2) | 35.2 | 7.2 | 0.9 |
| 20 Volt Rating at +85°C (13 Volt Rating at +125°C) | | | | | |
| 0.68 | A | T491A684(1)020A(2) | 0.5 | 4.0 | 12.0 |
| 1.0 | A | T491A105(1)020A(2) | 0.5 | 4.0 | 9.0 |
| 1.0 | S | T491S105(1)020A(2) | 0.5 | 6.0 | 18.0 |
| #1.0 | R | T491R105(1)020A(2) | 0.5 | 6.0 | 20.0 |
| 1.5 | A | T491A155(1)020A(2) | 0.5 | 6.0 | 6.5 |
| 1.5 | S | T491S155(1)020A(2) | 0.5 | 6.0 | 15.0 |
| 2.2 | B | T491B225(1)020A(2) | 0.5 | 6.0 | 3.5 |
| 2.2 | A | T491A225(1)020A(2) | 0.5 | 6.0 | 7.0 |
| 3.3 | B | T491B335(1)020A(2) | 0.7 | 6.0 | 3.0 |
| #3.3 | *A | T491A335(1)020A(2) | 0.7 | 6.0 | 4.5 |
| 3.3 | *T | T491T335(1)020A(2) | 0.7 | 6.0 | 5.0 |
| 4.7 | C | T491C475(1)020A(2) | 1.0 | 6.0 | 2.4 |
| 4.7 | B | T491B475(1)020A(2) | 1.0 | 6.0 | 3.0 |
| #4.7 | *A | T491A475(1)020A(2) | 1.0 | 6.0 | 4.0 |
| 6.8 | C | T491C685(1)020A(2) | 1.4 | 6.0 | 1.9 |
| 6.8 | U | T491U685(1)020A(2) | 1.4 | 6.0 | 1.9 |
| #6.8 | *B | T491B685(1)020A(2) | 1.4 | 6.0 | 2.5 |
| #6.8 | *A | T491A685M020A(2) | 1.4 | 8.0 | 6.0 |
| 10.0 | C | T491C106(1)020A(2) | 2.0 | 6.0 | 1.8 |
| 10.0 | U | T491U106(1)020A(2) | 2.0 | 6.0 | 1.8 |
| #10.0 | *B | T491B106(1)020A(2) | 2.0 | 6.0 | 2.1 |
| 15.0 | D | T491D156(1)020A(2) | 3.0 | 6.0 | 1.0 |
| 15.0 | C | T491C156(1)020A(2) | 3.0 | 6.0 | 1.7 |
| 22.0 | D | T491D226(1)020A(2) | 4.4 | 6.0 | 0.8 |
| 22.0 | V | T491V226(1)020A(2) | 4.4 | 6.0 | 0.7 |
| #22.0 | *C | T491C226(1)020A(2) | 4.4 | 6.0 | 1.2 |
| 33.0 | D | T491D336(1)020A(2) | 6.6 | 6.0 | 0.8 |
| #33.0 | *C | T491C336M020A(2) | 6.6 | 6.0 | 1.2 |
| †33.0 | *V | T491V336(1)020A(2) | 6.6 | 8.0 | 0.7 |
| 47.0 | *D | T491D476(1)020A(2) | 9.4 | 6.0 | 0.7 |
| 68.0 | X | T491X686(1)020A(2) | 13.6 | 6.0 | 0.7 |
| #68.0 | *D | T491D686(1)020A(2) | 13.6 | 8.0 | 0.7 |
| #100.0 | *X | T491X107(1)020A(2) | 20.0 | 8.0 | 0.5 |
| #100.0 | *E | T491E107(1)020A(2) | 20.0 | 8.0 | 0.5 |
| #150.0 | *X | T491X157(1)020A(2) | 30.0 | 10.0 | 0.5 |
| 25 Volt Rating at +85°C (17 Volt Rating at +125°C) | | | | | |
| 0.33 | A | T491A334(1)025A(2) | 0.5 | 4.0 | 15.0 |
| 0.47 | A | T491A474(1)025A(2) | 0.5 | 4.0 | 14.0 |
| 0.68 | A | T491A684(1)025A(2) | 0.5 | 4.0 | 10.0 |
| 1.0 | B | T491B105(1)025A(2) | 0.5 | 4.0 | 5.0 |
| 1.0 | *A | T491A105(1)025A(2) | 0.5 | 4.0 | 8.0 |
| 1.5 | B | T491B155(1)025A(2) | 0.5 | 6.0 | 5.0 |
| 1.5 | *A | T491A155(1)025A(2) | 0.5 | 6.0 | 7.5 |
| 2.2 | C | T491C225(1)025A(2) | 0.6 | 6.0 | 3.5 |
| 2.2 | B | T491B225(1)025A(2) | 0.6 | 6.0 | 4.5 |
| 3.3 | C | T491C335(1)025A(2) | 0.9 | 6.0 | 2.5 |
| 3.3 | B | T491B335(1)025A(2) | 0.9 | 6.0 | 3.5 |
| 4.7 | C | T491C475(1)025A(2) | 1.2 | 6.0 | 2.4 |
| #4.7 | *B | T491B475(1)025A(2) | 1.2 | 6.0 | 1.5 |
| #4.7 | *A | T491A475M025A(2) | 1.2 | 8.0 | 6.0 |
| 6.8 | C | T491C685(1)025A(2) | 1.7 | 6.0 | 1.9 |
| 6.8 | *B | T491B685(1)025A(2) | 1.7 | 8.0 | 2.8 |
| 10.0 | D | T491D106(1)025A(2) | 2.5 | 6.0 | 1.0 |
| 10.0 | C | T491C106(1)025A(2) | 2.5 | 6.0 | 1.5 |
| 15.0 | D | T491D156(1)025A(2) | 3.8 | 6.0 | 1.0 |
| #15.0 | *C | T491C156(1)025A(2) | 3.8 | 6.0 | 1.5 |
| 22.0 | D | T491D226(1)025A(2) | 5.5 | 6.0 | 0.8 |
| 22.0 | *C | T491C226(1)025A(2) | 5.5 | 6.0 | 1.4 |
| 22.0 | *V | T491V226(1)025A(2) | 5.5 | 6.0 | 0.7 |
| 33.0 | X | T491X336(1)025A(2) | 8.3 | 6.0 | 0.7 |
| #33.0 | *D | T491D336(1)025A(2) | 8.3 | 6.0 | 0.7 |
| #47.0 | *X | T491X476(1)025A(2) | 11.8 | 6.0 | 0.7 |
| †47.0 | *D | T491D476(1)025A(2) | 11.8 | 10.0 | 0.7 |
| †68.0 | *X | T491X686M025A(2) | 17.0 | 8.0 | 0.7 |

(1) To complete KEMET Part Number, insert M for ±20% tolerance or K for ±10% tolerance.

(2) To complete KEMET Part Number, insert T, H, G, or S lead material designation as shown on page 15.

*Extended Values

**6 Volt product equivalent to 6.3 volt product.

#Maximum Capacitance Change @ 125°C=+15%.

†Maximum Capacitance Change @ 125°C=+20%.

Higher voltage ratings and tighter tolerance product may be substituted within the same size at KEMET's option.

Voltage substitutions will be marked with the higher voltage rating.

SOLID TANTALUM CHIP CAPACITORS

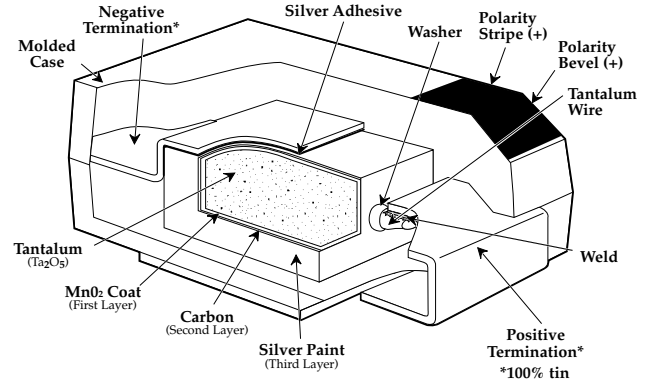
T491 SERIES—Precision Molded Chip



T491 RATINGS & PART NUMBER REFERENCE

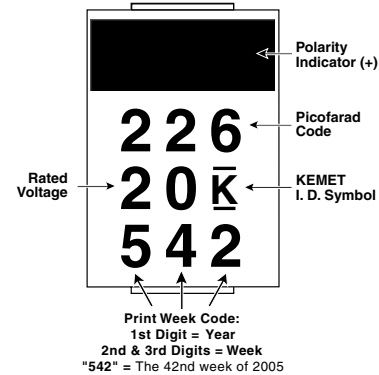
| Capacitance µF | Case Size | KEMET Part Number | DC Leakage µA @ 25°C Max | DF % @ +25°C 120 Hz Max | ESR Ω @ +25°C 100 kHz Max |
|---|--------------|----------------------|-----------------------------------|----------------------------------|------------------------------------|
| 35 Volt Rating at +85°C (23 Volt Rating at +125°C) | | | | | |
| 0.10 | A | T491A104(1)035A(2) | 0.5 | 4.0 | 20.0 |
| 0.15 | A | T491A154(1)035A(2) | 0.5 | 4.0 | 19.0 |
| 0.22 | A | T491A224(1)035A(2) | 0.5 | 4.0 | 18.0 |
| 0.33 | A | T491A334(1)035A(2) | 0.5 | 4.0 | 15.0 |
| 0.47 | B | T491B474(1)035A(2) | 0.5 | 4.0 | 8.0 |
| 0.47 | A | T491A474(1)035A(2) | 0.5 | 4.0 | 12.0 |
| 0.68 | B | T491B684(1)035A(2) | 0.5 | 4.0 | 6.5 |
| 0.68 | *A | T491A684(1)035A(2) | 0.5 | 4.0 | 8.0 |
| 1.0 | B | T491B105(1)035A(2) | 0.5 | 4.0 | 5.0 |
| 1.0 | *A | T491A105(1)035A(2) | 0.5 | 4.0 | 7.5 |
| 1.5 | C | T491C155(1)035A(2) | 0.5 | 6.0 | 4.5 |
| 1.5 | B | T491B155(1)035A(2) | 0.5 | 6.0 | 5.0 |
| 2.2 | C | T491C225(1)035A(2) | 0.8 | 6.0 | 3.5 |
| 2.2 | *B | T491B225(1)035A(2) | 0.8 | 6.0 | 4.0 |
| 3.3 | C | T491C335(1)035A(2) | 1.2 | 6.0 | 2.5 |
| #3.3 | *B | T491B335(1)035A(2) | 1.2 | 6.0 | 3.5 |
| 4.7 | D | T491D475(1)035A(2) | 1.7 | 6.0 | 1.5 |
| 4.7 | C | T491C475(1)035A(2) | 1.7 | 6.0 | 2.2 |
| 6.8 | D | T491D685(1)035A(2) | 2.4 | 6.0 | 1.3 |
| 6.8 | *C | T491C685(1)035A(2) | 2.4 | 6.0 | 1.8 |
| 10.0 | D | T491D106(1)035A(2) | 3.5 | 6.0 | 1.0 |
| #10.0 | *C | T491C106M035A(2) | 3.5 | 6.0 | 1.6 |
| #10.0 | *V | T491V106(1)035A(2) | 3.5 | 6.0 | 2.0 |
| 15.0 | X | T491X156(1)035A(2) | 5.3 | 6.0 | 0.9 |
| 15.0 | D | T491D156(1)035A(2) | 5.3 | 6.0 | 0.8 |
| 22.0 | X | T491X226(1)035A(2) | 7.7 | 6.0 | 0.7 |
| #22.0 | *D | T491D226(1)035A(2) | 7.7 | 6.0 | 0.7 |
| #33.0 | *X | T491X336(1)035A(2) | 11.6 | 6.0 | 0.6 |
| †47.0 | *X | T491X476(1)035A(2) | 16.5 | 8.0 | 0.6 |
| #47.0 | *E | T491E476(1)035A(2) | 16.5 | 10.0 | 0.5 |
| 50 Volt Rating at +85°C (33 Volt Rating at +125°C) | | | | | |
| 0.10 | A | T491A104(1)050A(2) | 0.5 | 4.0 | 20.0 |
| 0.15 | B | T491B154(1)050A(2) | 0.5 | 4.0 | 16.0 |
| 0.15 | *A | T491A154(1)050A(2) | 0.5 | 4.0 | 15.0 |
| 0.22 | B | T491B224(1)050A(2) | 0.5 | 4.0 | 14.0 |
| 0.33 | B | T491B334(1)050A(2) | 0.5 | 4.0 | 10.0 |
| 0.47 | C | T491C474(1)050A(2) | 0.5 | 4.0 | 8.0 |
| 0.47 | *B | T491B474(1)050A(2) | 0.5 | 4.0 | 9.0 |
| 0.68 | C | T491C684(1)050A(2) | 0.5 | 4.0 | 7.0 |
| 0.68 | *B | T491B684(1)050A(2) | 0.5 | 4.0 | 8.0 |
| 1.0 | C | T491C105(1)050A(2) | 0.5 | 4.0 | 5.5 |
| 1.0 | *V | T491V105(1)050A(2) | 0.5 | 4.0 | 6.0 |
| 1.5 | D | T491D155(1)050A(2) | 0.8 | 6.0 | 3.5 |
| 1.5 | *C | T491C155(1)050A(2) | 0.8 | 6.0 | 4.5 |
| 2.2 | D | T491D225(1)050A(2) | 1.1 | 6.0 | 2.5 |
| 2.2 | *C | T491C225(1)050A(2) | 1.1 | 6.0 | 3.0 |
| 3.3 | D | T491D335(1)050A(2) | 1.7 | 6.0 | 2.0 |
| 4.7 | D | T491D475(1)050A(2) | 2.4 | 6.0 | 1.4 |
| 6.8 | X | T491X685(1)050A(2) | 3.5 | 6.0 | 1.0 |
| #6.8 | *D | T491D685(1)050A(2) | 3.4 | 6.0 | 1.0 |
| #10.0 | *X | T491X106M050A(2) | 5.0 | 6.0 | 0.7 |
| #10.0 | *D | T491D106(1)050A(2) | 5.0 | 6.0 | 0.8 |
| †15.0 | *X | T491X156(1)050A(2) | 7.5 | 8.0 | 0.7 |

CONSTRUCTION



CAPACITOR MARKINGS

T491 Series — All Case Sizes



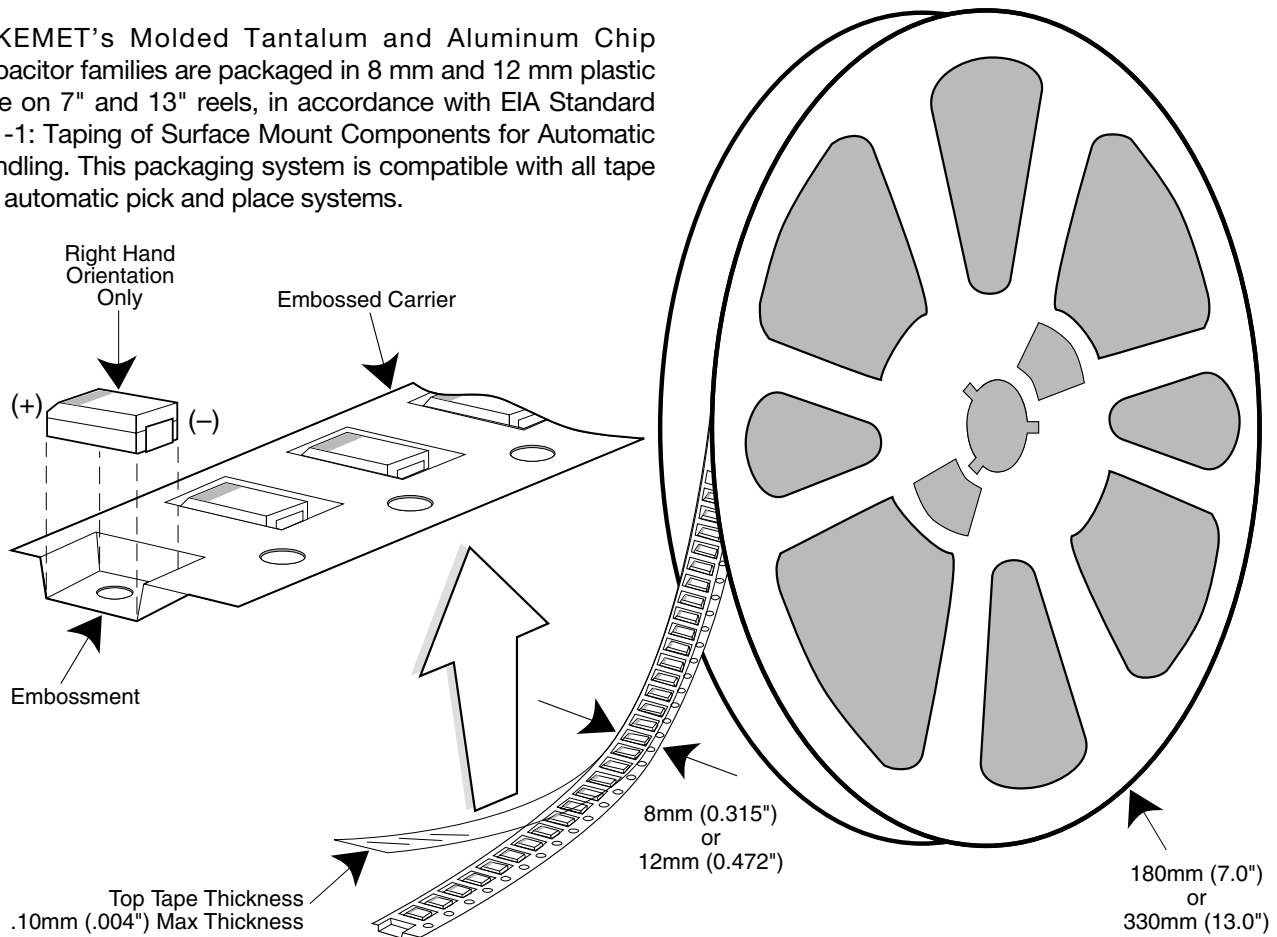
- (1) To complete KEMET Part Number, insert M for ±20% tolerance or K for ±10% tolerance.
 (2) To complete KEMET Part Number, insert T, H, G, or S lead material designation as shown on page 15.
 *Extended Values

**6 Volt product equivalent to 6.3 volt product.
 #Maximum Capacitance Change @ 125°C=+15%.
 †Maximum Capacitance Change @ 125°C=+20%.

Higher voltage ratings and tighter tolerance product may be substituted within the same size at KEMET's option.
 Voltage substitutions will be marked with the higher voltage rating.

Tape & Reel Packaging

KEMET's Molded Tantalum and Aluminum Chip Capacitor families are packaged in 8 mm and 12 mm plastic tape on 7" and 13" reels, in accordance with EIA Standard 481-1: Taping of Surface Mount Components for Automatic Handling. This packaging system is compatible with all tape fed automatic pick and place systems.



Labeling: Bar code labeling (standard or custom) shall be on the side of the reel opposite the sprocket holes. Refer to EIA-556.

QUANTITIES PACKAGED PER REEL

| Case Code | | Tape Width-mm | 7" Reel* | 13" Reel* |
|-----------|---------|---------------|----------|-----------|
| KEMET | EIA | | | |
| R | 2012-12 | 8 | 2,500 | 10,000 |
| S | 3216-12 | 8 | 2,500 | 10,000 |
| T | 3528-12 | 8 | 2,500 | 10,000 |
| U | 6032-15 | 12 | 1,000 | 5,000 |
| W | 7343-15 | 12 | 1,000 | 3,000 |
| V | 7343-20 | 12 | 1,000 | 3,000 |
| A | 3216-18 | 8 | 2,000 | 9,000 |
| B | 3528-21 | 8 | 2,000 | 8,000 |
| C | 6032-28 | 12 | 500 | 3,000 |
| D | 7343-31 | 12 | 500 | 2,500 |
| Y | 7343-40 | 12 | 500 | 2,000 |
| X | 7343-43 | 12 | 500 | 2,000 |
| E | 7260-38 | 12 | 500 | 2,000 |

* No c-spec required for 7" reel packaging. C-7280 required for 13" reel packaging.

Performance Notes

- Cover Tape Break Force:** 1.0 Kg Minimum.
- Cover Tape Peel Strength:** The total peel strength of the cover tape from the carrier tape shall be:

| Tape Width | Peel Strength |
|------------|--|
| 8 mm | 0.1 Newton to 1.0 Newton (10g to 100g) |
| 12 mm | 0.1 Newton to 1.3 Newton (10g to 130g) |

The direction of the pull shall be opposite the direction of the carrier tape travel. The pull angle of the carrier tape shall be 165° to 180° from the plane of the carrier tape. During peeling, the carrier and/or cover tape shall be pulled at a velocity of 300 ±10 mm/minute.

- Reel Sizes:** Molded tantalum capacitors are available on either 180 mm (7") reels (standard) or 330 mm (13") reels (with C-7280). Note that 13" reels are preferred.
- Labeling:** Bar code labeling (standard or custom) shall be on the side of the reel opposite the sprocket holes. Refer to EIA-556.

Embossed Carrier Tape Configuration: Figure 1



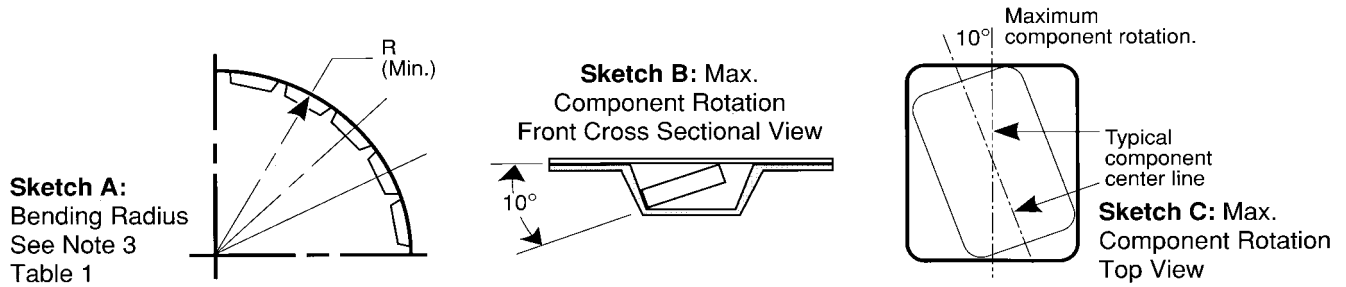
Table 1 — EMBOSSED TAPE DIMENSIONS (Metric will govern)

| Constant Dimensions — Millimeters (Inches) | | | | | | | | | |
|--|--|-------------------------------|-------------------------------|-----------------------------|-----------------------------|--------------------|--------------------|------------------------------|--|
| Tape Size | D ₀ | E | P ₀ | P ₂ | T Max | T ₁ Max | | | |
| 8 mm and 12 mm | 1.5 +0.10 -0.0 (0.059 +0.004, -0.0) | 1.75 ±0.10 (0.069 ±0.004) | 4.0 ±0.10 (0.157 ±0.004) | 2.0 ±0.05 (0.079 ±0.002) | 0.600 (0.024) | 0.100 (0.004) | | | |
| Variable Dimensions — Millimeters (Inches) | | | | | | | | | |
| Tape Size | Pitch | B ₁ Max. Note 1 | D ₁ Min. Note 2 | F | P ₁ | R Min. Note 3 | T ₂ Max | W | A ₀ B ₀ K ₀ Note 4 |
| 8 mm | Single (4 mm) | 4.4 (0.173) | 1.0 (0.039) | 3.5 ±0.05 (0.138 ±0.002) | 4.0 ±0.10 (0.157 ±0.004) | 25.0 (0.984) | 2.5 (0.098) | 8.0 ±0.30 (.315 ±0.012) | |
| 12 mm | Double (8 mm) | 8.2 (0.323) | 1.5 (0.059) | 5.5 ±0.05 (0.217 ±0.002) | 8.0 ±0.10 (0.315 ±0.004) | 30.0 (1.181) | 4.6 (0.181) | 12.0 ±0.30 (0.472 ±0.012) | |

NOTES

- B₁ dimension is a reference dimension for tape feeder clearance only.
- The embossment hole location shall be measured from the sprocket hole controlling the location of the embossment. Dimensions of embossment location and hole location shall be applied independent of each other.
- Tape with components shall pass around radius "R" without damage (see sketch A). The minimum trailer length (Fig. 2) may require additional length to provide R min. for 12 mm embossed tape for reels with hub diameters approaching N min. (Table 2)
- The cavity defined by A₀, B₀, and K₀ shall be configured to surround the part with sufficient clearance such that the chip does not protrude beyond the sealing plane of the cover tape, the chip can be removed from the cavity in a vertical direction without mechanical restriction, rotation of the chip is limited to 20 degrees maximum in all 3 planes, and lateral movement of the chip is restricted to 0.5 mm maximum in the pocket (not applicable to vertical clearance.)

Embossed Carrier Tape Configuration (cont.)



Sketch D: Tape Camber (Top View)

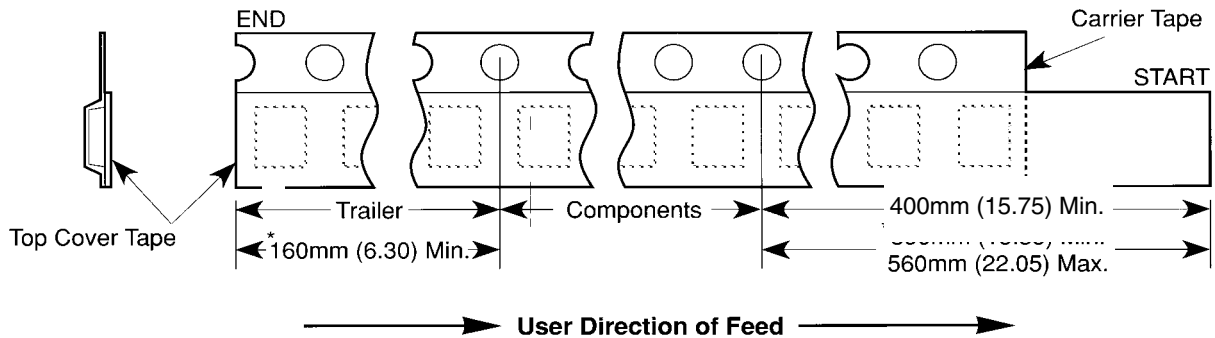
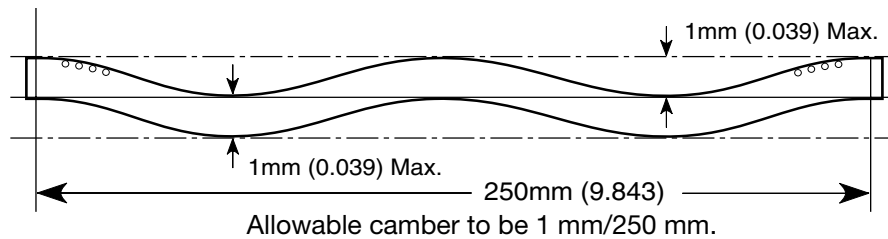


Figure 2: Tape Leader & Trailer Dimensions (Metric Dimensions Will Govern)

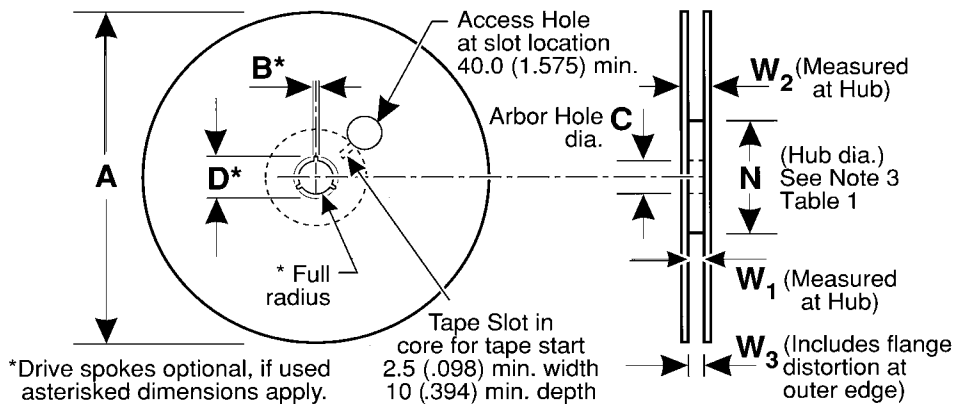


Figure 3: Reel Dimensions (Metric Dimensions will govern)

Table 2 – REEL DIMENSIONS (Metric will govern)

| Tape Size | A Max | B* Min | C | D* Min | N Min | W ₁ | W ₂ Max | W ₃ |
|-----------|-------------------|----------------|--------------------------------|-----------------|-------------------------------|---|--------------------|--|
| 8 mm | 330.0 (12.992) | 1.5 (0.059) | 13.0 ± 0.20 (0.512 ± 0.008) | 20.2 (0.795) | 50.0 (1.969) See Note 3 | 8.4 +1.5, -0.0 (0.331 +0.059, -0.0) | 14.4 (0.567) | 7.9 Min (0.311) 10.9 Max (0.429) |
| 12 mm | 330.0 (12.992) | 1.5 (0.059) | 13.0 ± 0.20 (0.512 ± 0.008) | 20.2 (0.795) | Table 1 | 12.4 +2.0, -0.0 (0.488 +0.078, -0.0) | 18.4 (0.724) | 11.9 Min (0.469) 15.4 Max (0.606) |