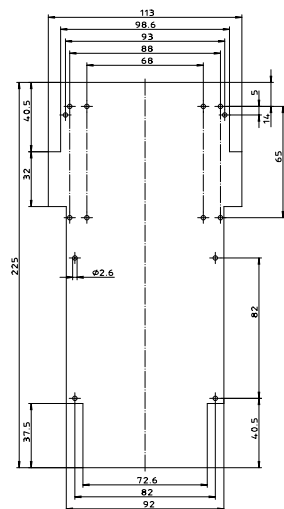


Technical drawing of a mechanical part, likely a bracket or support, showing dimensions in millimeters. The drawing includes a top view and a side view. Key dimensions are: overall width 92 mm, mounting hole diameter  $\phi 2.6$  mm, mounting hole offset 8.2 mm from the left edge, overall height 142.5 mm, base height 36.3 mm, base width 72.6 mm, and a vertical section width of 82 mm with a 20 mm offset.

max. Platine für Montage im UT

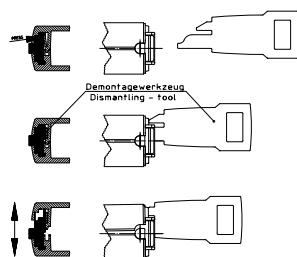


Plombierung wird nicht zerstört

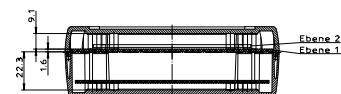
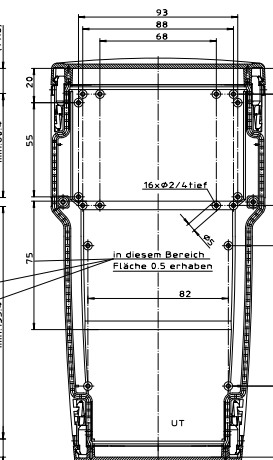
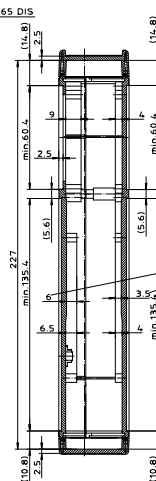
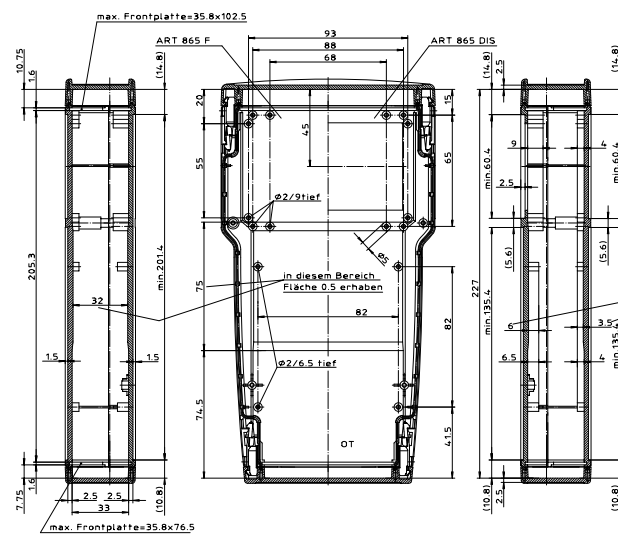
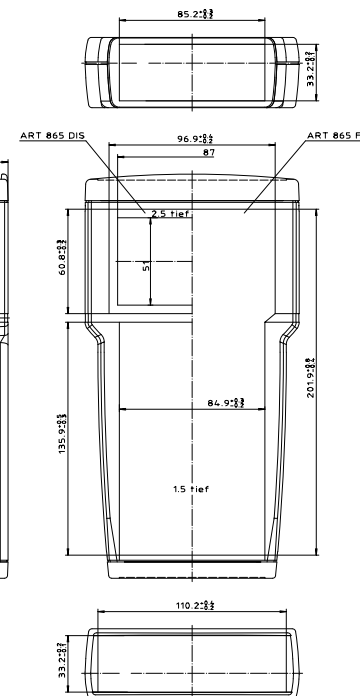
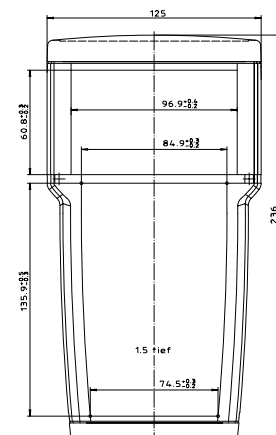
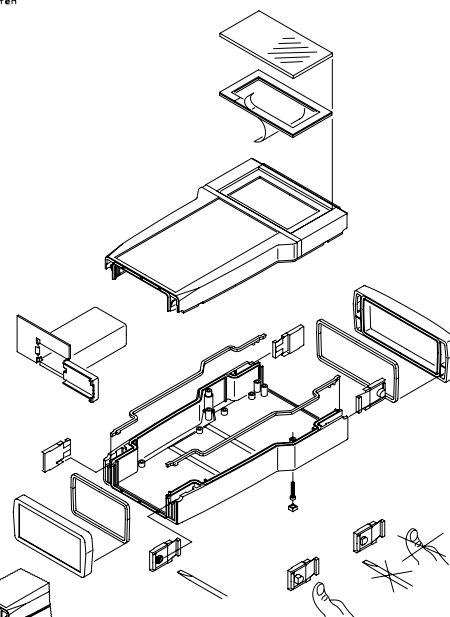
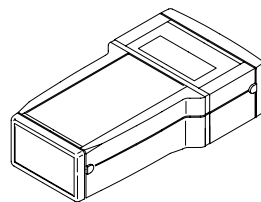
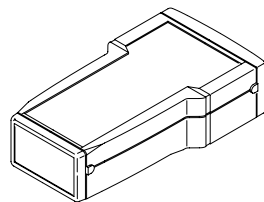
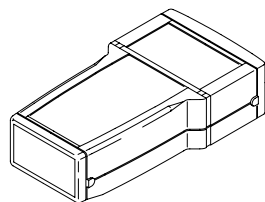
Plombierung wird zerstört

Demontage der Gehäuseabschalen

Demontagewerkzeug  
Dismantling - tool



ART865 DIS  
Ansicht von oben



Maßstab: 1:1							
Zchn.Nr.: 10K 5300.170.02							
Artikel: ART 865 F ART 865 DIS Katalogzeichnung							
<table border="1"> <tr> <td>3678</td> <td>30.08.2002</td> </tr> <tr> <td>As.Nr.</td> <td>Datum</td> </tr> </table>		3678	30.08.2002	As.Nr.	Datum	 <b>BOP</b> A People's People Company	
3678	30.08.2002						
As.Nr.	Datum						
		DISK : 2 801 639 Datum: 19.05.98 KH					