


DO-35 Standard Series Glass Encapsulated Thermistors



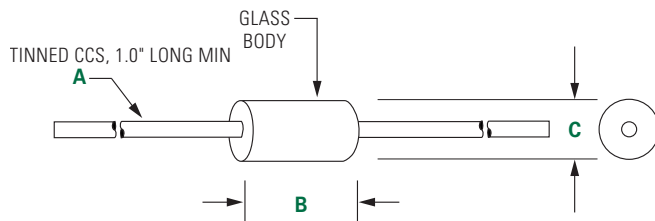
Description

Littelfuse low cost glass encapsulated thermistors are manufactured using super stable NTC chips which are hermetically sealed in a glass (DO-35 diode style) package. The result is a device which exhibits excellent long term reliability and stability even when subjected to severe environmental or thermal conditions. Their uniform dimensions and axial lead configuration make them especially suitable for use with automatic insertion equipment.

Options

- Special Lead Forms
- Non-standard resistance values and tolerances
- Point matched at specified temperatures
- Tape and Reel Packaging

Dimensions



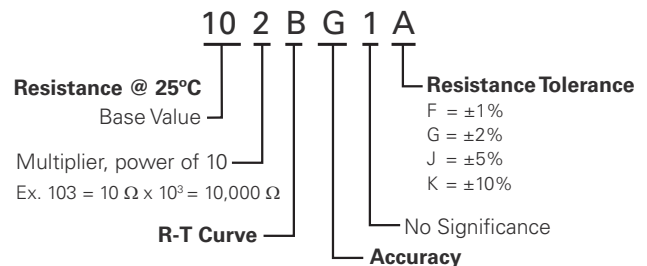
Dimensions shown in inches.

A	B	C
0.020" ±0.002" 24 AWG Tinned CCS 1.0" Long Min	0.075" Max	0.160" Max

Features

- High temperature capability to +300°C
- Hermetically sealed glass package
- Low cost
- Excellent long-term stability
- High Voltage Insulation
- Tinned CSS Lead Wires are Solderable or Weldable

Part Numbering System



Note: Not all combinations of Part Number codes are available. Contact Littelfuse for details.

DO-35 Standard Series Glass Encapsulated Thermistors

Specifications

Part Number	Resistance Ohms @25°C	*Resistance Tol. ± % @ 25°C	R-T Curve	Temperature Coefficient (%/°C) @ 25°C	Beta (K) 0-50°C	Beta (K) 25-85°C	Dissipation Constant, Nominal (mW/°C)	Thermal Time Constant, Max. - Still Air (seconds)	Thermal Time Constant, Max. - Well Stirred Oil (seconds)	Temperature Range (°C)
501BG1J	500	5	B	-3.31	2941	—	2	5	0.5	-55 to +220
501BG1K	500	10	B	-3.31	2941	—	2	5	0.5	-55 to +220
102BG1J	1000	5	B	-3.31	2941	—	2	5	0.5	-55 to +220
102BG1K	1000	10	B	-3.31	2941	—	2	5	0.5	-55 to +220
102EG1K	1000	10	E	-3.67	3263	—	2	5	0.5	-55 to +220
102PS1G	1000	2	—	—	—	—	2	8	1	-55 to +150
102PS1J	1000	5	—	—	—	—	2	8	1	-55 to +150
162PS1J	1600	5	—	—	—	—	2	8	1	-55 to +300
182FG1K	1800	10	F	-3.86	3419	—	2	5	0.5	-55 to +300
202FG1J	2000	5	F	-3.86	3419	—	2	5	0.5	-55 to +300
202FG1K	2000	10	F	-3.86	3419	—	2	5	0.5	-55 to +300
202PS1J	2000	5	—	—	—	—	2	8	1	-55 to +300
252BG1K	2500	10	B	-3.3	2941	—	2	5	0.5	-55 to +220
252FG1J	2500	5	F	-3.86	3419	—	2	5	0.5	-55 to +300
252FG1K	2500	10	F	-3.86	3419	—	2	5	0.5	-55 to +300
282FG1K	2800	10	F	-3.86	3419	—	2	5	0.5	-55 to +300
222E1G1K	2186	10	E1	-3.82	3320	—	2	5	0.5	-55 to +300
302FG1K	3000	10	F	-3.86	3419	—	2	5	0.5	-55 to +300
302JG1K	3000	10	J	-4.4	3892	—	2	5	0.5	-55 to +300
282FG1K	2800	10	F	-3.86	3419	—	2	5	0.5	-55 to +300
302FG1K	3000	10	F	-3.86	3419	—	2	5	0.5	-55 to +300
302JG1K	3000	10	J	-4.4	3892	—	2	5	0.5	-55 to +300

*Resistance tolerances of ± 1%, 2%, and 5% are available upon request

DO-35 Standard Series Glass Encapsulated Thermistors

Specifications

Part Number	Resistance Ohms @25°C	*Resistance Tol. ± % @ 25°C	R-T Curve	Temperature Coefficient (%/°C) @ 25°C	Beta (K) 0-50°C	Beta (K) 25-85°C	Dissipation Constant, Nominal (mW/°C)	Thermal Time Constant, Max. - Still Air (seconds)	Thermal Time Constant, Max. - Well Stirred Oil (seconds)	Temperature Range (°C)
332FG1K	3300	10	F	-3.86	3419	—	2	5	0.5	-55 to +300
402FG4K	4000	10	F13	-3.88	3453	3540	2	5	0.5	-55 to +300
502E1G1K	5000	10	E1	-3.82	3320	—	2	5	0.5	-55 to +300
502FG1J	5000	5	F	-3.86	3419	—	2	5	0.5	-55 to +300
502FG1K	5000	10	F	-3.86	3419	—	2	5	0.5	-55 to +300
502JG1K	5000	10	J	-4.4	3892	—	2	5	0.5	-55 to +300
682JG1K	6800	10	J	-4.4	3892	—	2	5	0.5	-55 to +300
822JG1K	8200	10	J	-4.4	3892	—	2	5	0.5	-55 to +300
123GG1K	12000	10	G	-4.03	3575	—	2	5	0.5	-55 to +150
123JG1K	12000	10	J	-4.4	3892	—	2	5	0.5	-55 to +150
153JG1K	15000	10	J	-4.4	3892	—	2	5	0.5	-55 to +300
203JG1F	20000	1	J	-4.4	3892	—	2	5	0.5	-55 to +300
203JG1J	20000	5	J	-4.4	3892	—	2	5	0.5	-55 to +300
103E1G1F	10000	1	E1	—	3320	3435	2	5	0.5	-55 to +250
103E1G1K	10000	10	E1	—	3320	—	2	5	0.5	-55 to +300
103FG1K	10000	10	F	-3.86	3419	—	2	5	0.5	-55 to +300
103GG1K	10000	10	G	-4.04	3575	—	2	5	0.5	-55 to +300
103JG1F	10000	1	J	-4.4	3892	—	2	5	0.5	-55 to +300
103JG1G	10000	2	J	-4.4	3892	—	2	5	0.5	-55 to +300
103JG1J	10000	5	J	-4.4	3892	—	2	5	0.5	-55 to +300
103JG1K	10000	10	J	-4.4	3892	—	2	5	0.5	-55 to +300
103JG1KE	10000	10	J	-4.4	3892	—	2	5	0.5	-55 to +300

*Resistance tolerances of ± 1%, 2%, and 5% are available upon request

DO-35 Standard Series Glass Encapsulated Thermistors

Specifications

Part Number	Resistance Ohms @25°C	*Resistance Tol. ± % @ 25°C	R-T Curve	Temperature Coefficient (%/°C) @ 25°C	Beta (K) 0-50°C	Beta (K) 25-85°C	Dissipation Constant, Nominal (mW/°C)	Thermal Time Constant, Max. - Still Air (seconds)	Thermal Time Constant, Max. - Well Stirred Oil (seconds)	Temperature Range (°C)
203JG1K	20000	10	J	-4.4	3892	—	2	5	0.5	-55 to +300
253JG1F	25000	1	J	—	3892	—	2	5	0.5	-55 to +300
253JG1K	25000	10	J	-4.4	3892	—	2	5	0.5	-55 to +300
303HG1K	30000	10	H	-4.29	3810	—	2	5	0.5	-55 to +300
303JG1F	30000	1	J	-4.4	3892	—	2	5	0.5	-55 to +300
303JG1J	30000	5	J	--4.4	3892	—	2	5	0.5	-55 to +300
303JG1K	30000	10	J	-4.4	3892	—	2	5	0.5	-55 to +300
403GG1K	40000	10	G	-3.88	3575	—	2	5	0.5	-55 to +300
503JG1F	50000	1	J	-4.4	3892	—	2	5	0.5	-55 to +300
503JG1J	50000	5	J	-4.4	3892	—	2	5	0.5	-55 to +300
503JG1K	50000	10	J	-4.4	3892	—	2	5	0.5	-55 to +300
683N1G1K	68000	10	N1	-4.5	3991	—	2	5	0.5	-55 to +300
753JG1K	75000	10	J	-4.4	3892	—	2	5	0.5	-55 to +300
104JG1F	100000	1	J	-4.4	3892	—	2	5	0.5	-55 to +300
104JG1H	100000	3	J	-4.4	3892	—	2	5	0.5	-55 to +300
104JG1J	100000	5	J	-4.4	3892	—	2	5	0.5	-55 to +300
104JG1K	100000	10	J	-4.4	3892	—	2	5	0.5	-55 to +300
104LG2K	100000	10	L1	-4.52	3920	4040	2	5	0.5	-55 to +300
104N1G1K	100000	10	N1	-4.5	3991	—	2	5	0.5	-55 to +300
104RG1J	100000	5	R	-4.68	4140	—	2	5	0.5	-55 to +300
104RG1K	100000	10	R	-4.68	4140	—	2	5	0.5	-55 to +300
224JG1K	220000	10	J	-4.4	3892	—	2	5	0.5	-55 to +300

*Resistance tolerances of ± 1%, 2%, and 5% are available upon request

DO-35 Standard Series Glass Encapsulated Thermistors

Specifications

Part Number	Resistance Ohms @25°C	*Resistance Tol. ± % @ 25°C	R-T Curve	Temperature Coefficient (%/°C) @ 25°C	Beta (K) 0-50°C	Beta (K) 25-85°C	Dissipation Constant, Nominal (mW/°C)	Thermal Time Constant, Max. - Still Air (seconds)	Thermal Time Constant, Max. - Well Stirred Oil (seconds)	Temperature Range (°C)
234RG1G	230000	2	R	-4.68	4140	—	2	5	0.5	-55 to +300
254JG1J	250000	5	J	-4.4	3892	3435	2	5	0.5	-55 to +300
254JG1K	250000	10	J	-4.4	3892	—	2	2	0.5	-55 to +300
304JG1K	300000	10	J	-4.4	3892	—	2	5	0.5	-55 to +300
334RG1K	330000	10	R	-4.68	4140	4263	2	5	0.5	-55 to +300
504RG1J	500000	5	R	-4.68	4140	—	2	5	0.5	-55 to +300
504RG1K	500000	10	R	-4.68	4140	—	2	5	0.5	-55 to +300
105RG1J	1000000	5	R	-4.68	4140	—	2	5	0.5	-55 to +220
105RG1K	1000000	10	R	-4.68	4140	—	2	5	0.5	-55 to +220
105V3G1K	1000000	10	V3	-4.68	4369	—	2	5	0.5	-55 to +220
205RG1K	2000000	10	R	-4.68	4140	—	2	5	0.5	-55 to +300
205V4G1K	2000000	10	V4	-4.85	4288	—	2	5	0.5	-55 to +300
375Y1G2K	3700000	10	Y1	-5.33	4584	4800	2	5	0.5	-55 to +300
505YG7K	5000000	10	Y	-5.22	4640	—	2	5	0.5	-55 to +300

*Resistance tolerances of ± 1%, 2%, and 5% are available upon request

Packaging

Packaging Option	Packaging Code	Standard Quantity	Standard
Tape and Reel	-TR	5000	EIA-296

Disclaimer Notice - Information furnished is believed to be accurate and reliable. However, users should independently evaluate the suitability of and test each product selected for their own applications. Littelfuse products are not designed for, and may not be used in, all applications. Read complete Disclaimer Notice at: www.littelfuse.com/disclaimer-electronics