


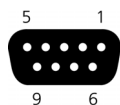
7.2 Pin Assignment

7.2.1 Lambda Sensor



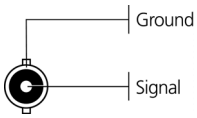
Pin	Signal	Pin	Signal	Pin	Signal
1	H+	10	H+	19	H+
2	U _{bat} +	11	H+	20	
3	U _{bat} +	12	U _{bat} +	21	
4		13	U _{bat} +	22	
5	Nernst	14		23	Calibr.
6	Virt. ground	15		24	Pump
7	U _{bat} -	16	U _{bat} -	25	U _{bat} -
8	H-	17	U _{bat} -	26	H-
9	H-	18	H-		

7.2.2 SMB/PC and SMB/Power



Pin	Signal	Pin	Signal
1	TXD (V24)	6	GND (V24)
2	RXD (V24)	7	+U _{bat}
3	+U _{bat}	8	+U _{bat}
4	-U _{bat}	9	-U _{bat}
5	-U _{bat}		

7.2.3 Analog Output



7.2.4 LSU Sensor Connector

