
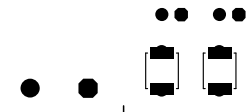
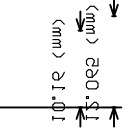
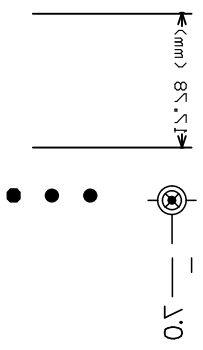
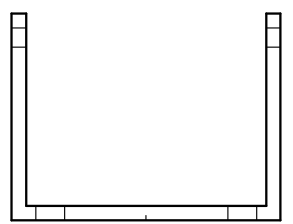


3x Leiterbahn trennen F1 K1nc K2nc



FILE NAME: wlan-sw4_p01.pcb	LAYER: Mechanical Layer 4	GERBER: GBL
PART NO.: 016-33 (-14-16a)	REV: 01	DATE: 20-0ct-2024
ENGINEER: Mikrocontroller	ENGINEER: WLAN+43MHz 230vac 4ch 10A	ENGINEER: Rollo Fenster Gerade Auf Zu APP
ENGINEER: Elektronik	TITLE: Typo Smart Wifi Switch Module 4ch 43MHz APP 10A 230vac USB+5V 85x73x28mm (PCB 75x23x50mm)	

