© 2008 TE Connectivity. All Rights Reserved.

REVISIONS 変更					
P	LTR	DESCRIPTION	DATE	DWN	APVD
	–	SEE SHEET 1	–	–	–

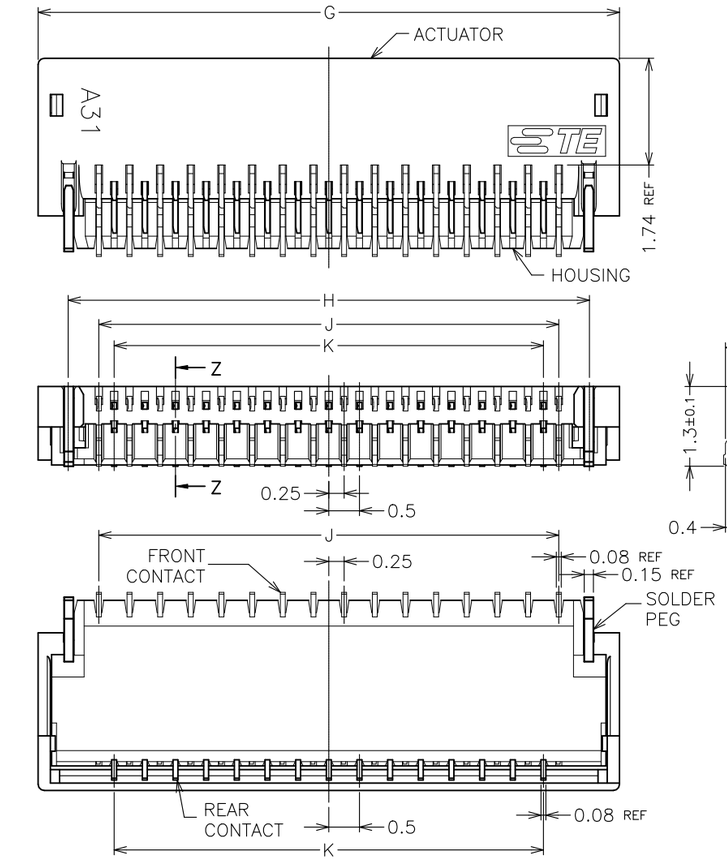

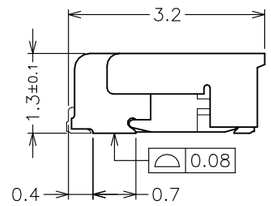

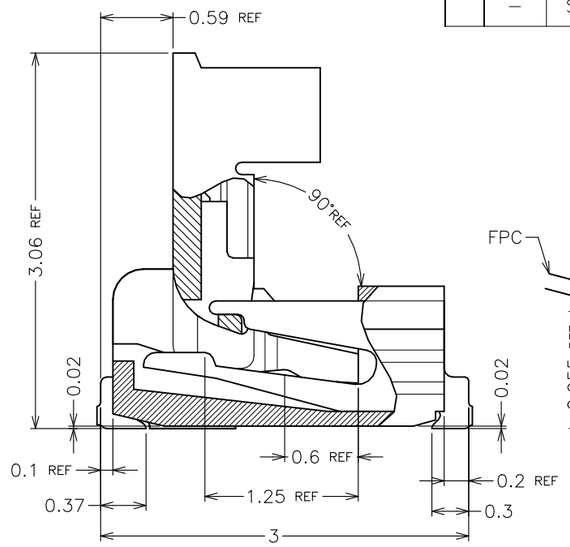

Z–Z (20:1)
(ACTUATOR OPEN CONDITION)

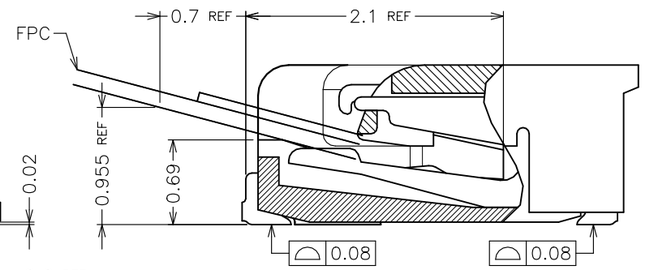

Z–Z (20:1)
(ACTUATOR CLOSE CONDITION)

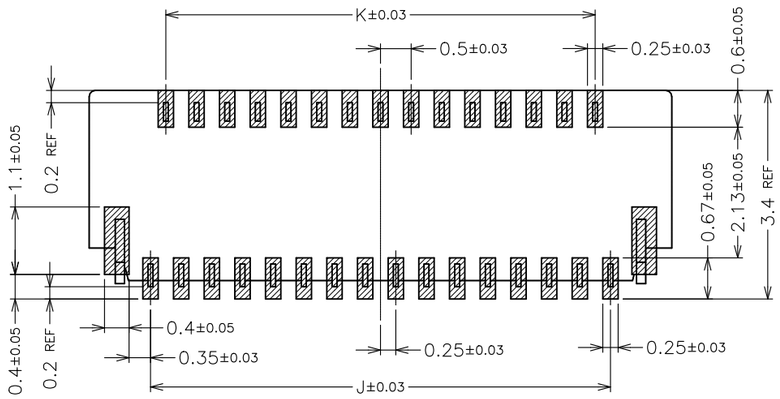

RECOMMENDED PCB PATTERN DIMENSION

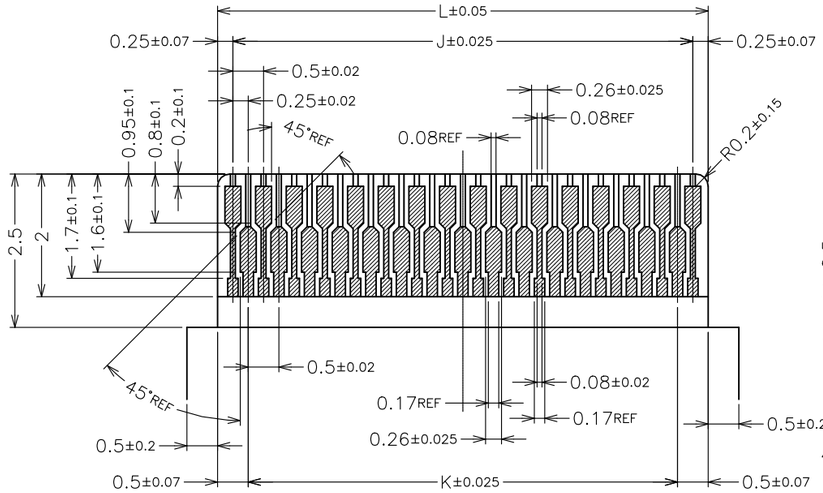

RECOMMENDED FPC PATTERN DIMENSION
CONDUCTOR : GOLD OVER NICKEL PLATING (Au 0.1μm MIN.)

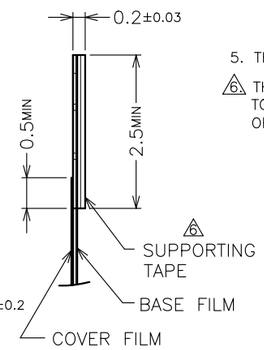

3. MATERIAL
   HOUSING : GRASS FULLED LCP, UL94V–0 (COLOR : NATURAL)
   ACTUATOR : GRASS FULLED PPS, UL94V–0 (COLOR : BLACK)
   FRONT CONTACT : COPPER ALLOY
   REAR CONTACT : COPPER ALLOY
   SOLDER PEG : COPPER ALLOY
4. FINISH
   FRONT CONTACT : GOLD OVER NICKEL PLATING
   REAR CONTACT : GOLD OVER NICKEL PLATING
   SOLDER PEG : TIN OVER NICKEL PLATING
5. THIS PRODUCT IS THE NICKEL DAM TYPE.
6. THE SUPPORTING TAPE OF FPC IS RECOMMENDED TO USE THE POLYIMIDE OR THE EQUIVALENT MATERIAL OF THE THICKNESS OF 50um OR MORE.

3. 材質
   ハウジング：ガラス繊維入りLCP樹脂 UL94V-0（色：乳白色）
   アクチュエーター：ガラス繊維入りPPS樹脂 UL94V-0（色：黒）
   フロントコンタクト：銅合金
   リアコンタクト：銅合金
   ソルダーペグ：銅合金
4. めっき
   フロントコンタクト：金めっき（ニッケル下地めっき）
   リアコンタクト：金めっき（ニッケル下地めっき）
   ソルダーペグ：スズめっき（ニッケル下地めっき）
5. 本品は、Ni ダム仕様のコネクタである。
6. FPC の補強板には、厚さ50μm 以上のポリイミドまたは相当材の使用を推奨する。

L	K	J	H	G	POS.	CONN. PART NO
15.5	14.5	15.0	16.0	17.0	61	~~2-2040832-6~~
13.0	12.0	12.5	13.5	14.5	51	2-2040832-1
11.5	10.5	11.0	12.0	13.0	45	1-2040832-8
10.5	9.5	10.0	11.0	12.0	41	1-2040832-6
9.5	8.5	9.0	10.0	11.0	37	1-2040832-4
6.5	5.5	6.0	7.0	8.0	25	~~2040832-8~~

THIS DRAWING IS A CONTROLLED DOCUMENT.

DIMENSIONS: 単位： 粍 mm

TOLERANCES UNLESS OTHERWISE SPECIFIED: 一般公差
0 PLC ±
1 PLC ±
2 PLC ±
3 PLC ±
4 PLC ±
ANGLES ±

MATERIAL 材料

FINISH 仕上

DWN
CHK
APVD
PRODUCT SPEC 製品規格
APPLICATION SPEC 取付適用規格
WEIGHT

CUSTOMER DRAWING

TE Connectivity Ltd.

NAME 名称
0.25FPC BF-L-1.3H
1.3mmH, 3.2mmW, GOLD PLATE

SIZE	CAGE CODE	DRAWING NO 番号	RESTRICTED TO
A3	00779	C-2040832	–

CUSTOMER DRAWING	SCALE 尺度 NTS	SHEET 2 OF 2	REV F