


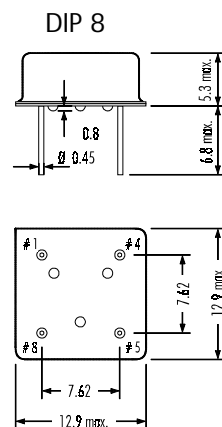
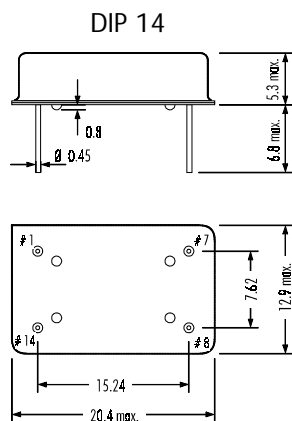
1.0 MHz ~ 100.000 MHz



- TTL kompatibel. DIL 14 und DIL 8 Gehäuse.
- 1 bis 10 TTL - Lasten

- *TTL compatible. 14-pin and 8-Pin DIP Package*
- *1 to 10 TTL - Loads*

	CXO-11	CXO-21
Package	14 Pin DIP	8 Pin DIP
Frequency Range	1.000 ~ 100.000 MHz	
Frequency Stability	A=±25ppm, B=± 50ppm, C=± 100ppm	
Operating Temperature Range	0°C - 70°C (-40°C - +85°C -> Option 'S')	
Storage Temperature Range	-55°C - 125°C	
Supply Voltage	5.0 VDC ±10%	
Aging (at 25°C)	±5ppm / year max.	
Supply Current	1.000MHz to 23.999MHz 24.000MHz to 70.000MHz 70.000MHz to 100.000MHz	20mA max. 30mA max. 40mA max.
Waveform Symmetry	40/60 % Normal, 45/ 55% Tight	
Rise/Fall Time	< 9 MHz < 32 MHz > 32 MHz	10ns max. 5ns max. 4ns max.
Output Voltage	Logic Low Logic High	0.4 V max. 2.4 V min.
Output Load	1 to 10 TTL Load	
Start-up Time	10 ms	



Anschlüsse (Pin Connections)		
	DIP14	DIP 8
# 1	NC	NC
# 4		GND
# 5		Output
# 7	GND	
# 8	Output	V _{DD}
# 14	V _{DD}	

Bestempelung (Marking)
3 Zeilen
10 Zeichen, Frequenz incl. Dezimalpunkt
<i>3 lines</i>
<i>10 digits, incl. decimal point</i>